

# DEF6 antibody

Catalog Number: 109848

## Product name

DEF6 antibody

IP: 1:200-1:2000

IHC: 1:20-1:200

## Specificity

Human, Mouse, Rat; other species not tested.

## Antibody description

DEF6 Rabbit Polyclonal antibody. Positive IP detected in Jurkat cells. Positive WB detected in Jurkat cells. Positive IHC detected in human tonsillitis tissue. Observed molecular weight by Western-blot: 74 kDa

## Preparation

This antibody was obtained by immunization of DEF6 recombinant protein (Accession Number: BC017504). Purification method: Antigen affinity purified.

## Formulation

PBS with 0.1% sodium azide and 50% glycerol pH 7.3.

## Storage

Store at -20°C. DO NOT ALIQUOT

## Clonality

Polyclonal

## Ig Type

Rabbit IgG

## Applications

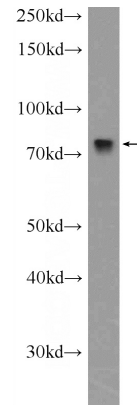
ELISA, WB, IHC, IP

## Dilutions

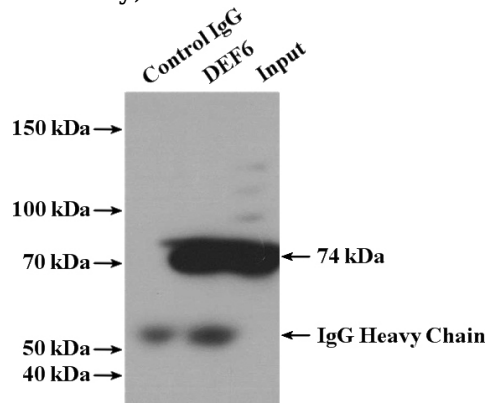
Recommended Dilution:

WB: 1:200-1:2000

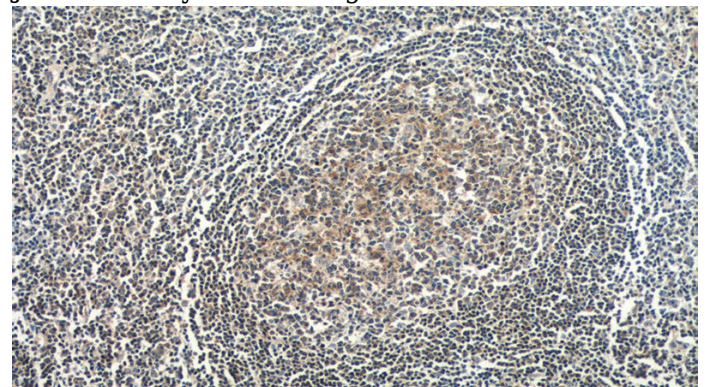
## Validations



Jurkat cells were subjected to SDS PAGE followed by western blot with Catalog No:109848(DEF6 Antibody) at dilution of 1:600



IP Result of anti-DEF6 (IP:Catalog No:109848, 4ug; Detection:Catalog No:109848 1:600) with Jurkat cells lysate 2400ug.



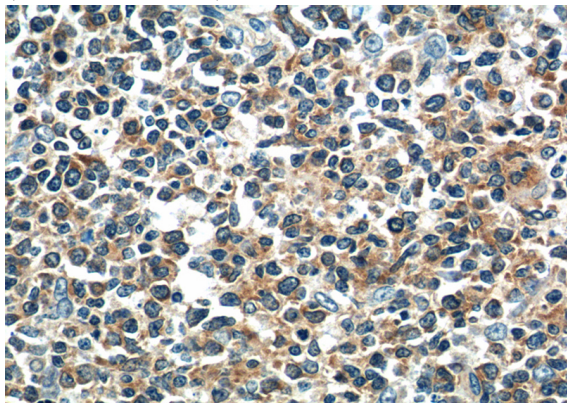
Immunohistochemistry of paraffin-embedded human tonsillitis tissue slide using Catalog

# DEF6 antibody

Catalog Number: 109848

---

No:109848(DEF6 Antibody) at dilution of 1:50  
(under 10x lens)



Immunohistochemistry of paraffin-embedded  
human tonsillitis tissue slide using Catalog  
No:109848(DEF6 Antibody) at dilution of 1:50  
(under 40x lens)