

# Cytokeratin 20 antibody



Catalog Number: 109805

## Product name

Cytokeratin 20 antibody

Recommended Dilution:

WB: 1:500-1:5000

## Specificity

Human, Mouse, Rat; other species not tested.


IHC: 1:20-1:200

IF: 1:20-1:200

## Antibody description

Cytokeratin 20 Rabbit Polyclonal antibody. Positive IF detected in HeLa cells. Positive IHC detected in human colon tissue, human appendix tissue, human colon cancer tissue, human ovary tumor tissue, human stomach cancer tissue, rat bladder tissue, rat colon tissue. Positive WB detected in COLO 320 cells, HeLa cells. Observed molecular weight by Western-blot: 46 kDa

## Validations



## Preparation

This antibody was obtained by immunization of Cytokeratin 20 recombinant protein (Accession Number: NM\_019010). Purification method: Antigen affinity purified.

COLO 320 cells were subjected to SDS PAGE followed by western blot with Catalog No:109805(KRT20 antibody) at dilution of 1:1500

## Formulation

PBS with 0.02% sodium azide and 50% glycerol pH 7.3.

## Storage

Store at -20°C. DO NOT ALIQUOT

## Clonality

Polyclonal

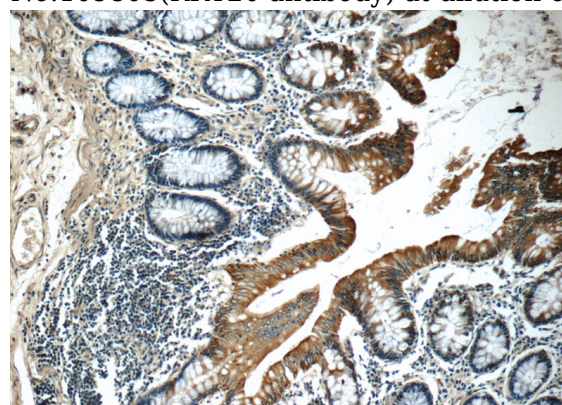
## Ig Type

Rabbit IgG

## Applications

ELISA, WB, IF, IHC

## Dilutions

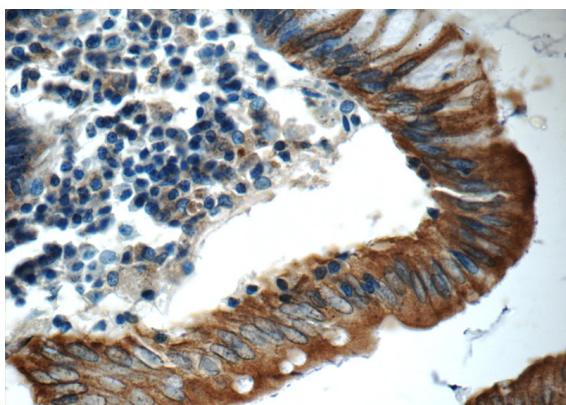


Immunohistochemistry of paraffin-embedded human colon tissue slide using Catalog No:109805(KRT20 Antibody) at dilution of 1:50 (under 10x lens)

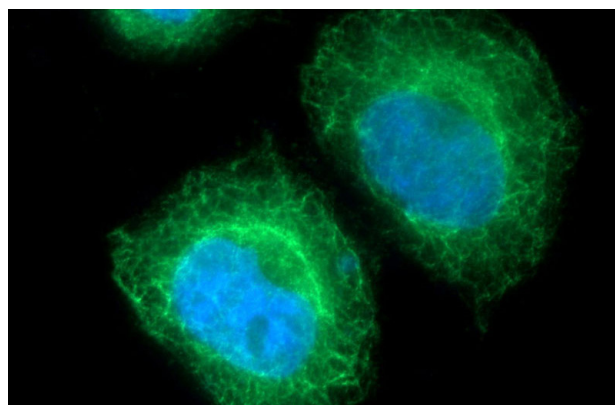
# Cytokeratin 20 antibody

Catalog Number: 109805

---



Immunohistochemistry of paraffin-embedded human colon tissue slide using Catalog No:109805(KRT20 Antibody) at dilution of 1:50 (under 40x lens)



Immunofluorescent analysis of HeLa cells using Catalog No:109805(KRT20 Antibody) at dilution of 1:50 and Alexa Fluor 488-conjugated AffiniPure Goat Anti-Rabbit IgG(H+L)