

Cytokeratin 17 antibody



Catalog Number: 109797

Product name

Cytokeratin 17 antibody

IHC: 1:20-1:200

IF: 1:20-1:200


Specificity

Human, Mouse; other species not tested.

Antibody description

Cytokeratin 17 Rabbit Polyclonal antibody. Positive IF detected in HeLa cells. Positive IHC detected in human cervical cancer tissue. Positive WB detected in HeLa cells, MCF-7 cells. Observed molecular weight by Western-blot: 48 kDa

Validations



Preparation

This antibody was obtained by immunization of Cytokeratin 17 recombinant protein (Accession Number: NM_000422). Purification method: Antigen affinity purified.

HeLa cells were subjected to SDS PAGE followed by western blot with Catalog No:109797(KRT17 antibody) at dilution of 1:2000

Formulation

PBS with 0.02% sodium azide and 50% glycerol pH 7.3.

Storage

Store at -20°C. DO NOT ALIQUOT

Clonality

Polyclonal

Ig Type

Rabbit IgG

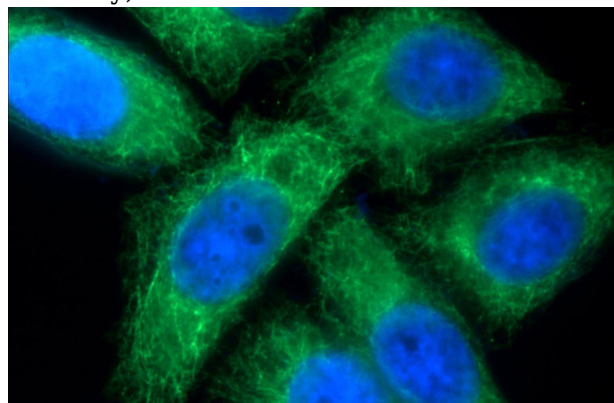
Applications

ELISA, WB, IHC, IF

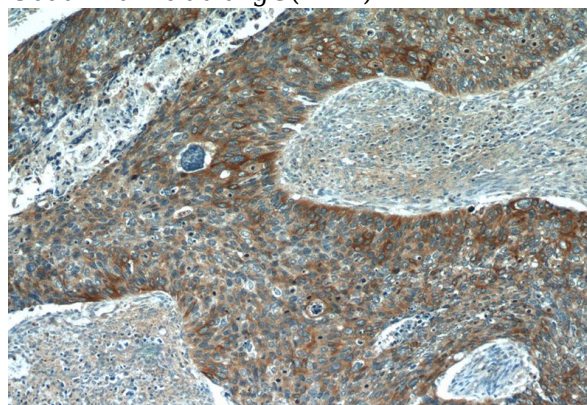
Dilutions

Recommended Dilution:

WB: 1:1000-1:10000



Immunofluorescent analysis of HeLa cells using Catalog No:109797(KRT17 Antibody) at dilution of 1:50 and Alexa Fluor 488-conjugated AffiniPure Goat Anti-Rabbit IgG(H+L)

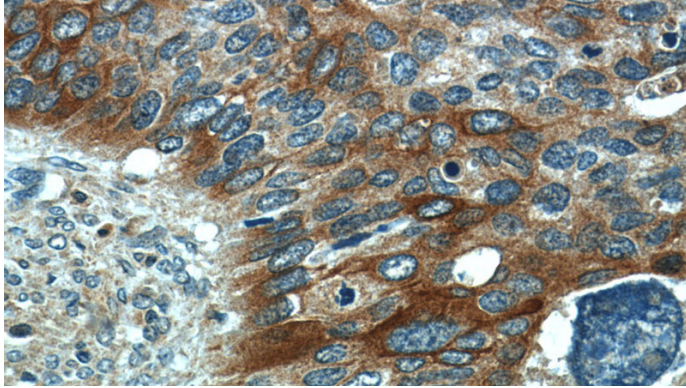


Immunohistochemistry of paraffin-embedded

Cytokeratin 17 antibody

Catalog Number: 109797

human cervical cancer tissue slide using Catalog No:109797(KRT17 Antibody) at dilution of 1:50 (under 10x lens)



Immunohistochemistry of paraffin-embedded human cervical cancer tissue slide using Catalog No:109797(KRT17 Antibody) at dilution of 1:50 (under 40x lens)