

# Cytokeratin 15 antibody

Catalog Number: 109794

## Product name

Cytokeratin 15 antibody

WB: 1:200-1:2000

IP: 1:200-1:2000

## Specificity


Human, Mouse, Rat; other species not tested.

IHC: 1:20-1:200

## Antibody description

Cytokeratin 15 Rabbit Polyclonal antibody. Positive IHC detected in human oesophagus cancer tissue, human breast cancer tissue, human cervical cancer tissue, human skin tissue. Positive IP detected in A431 cells. Positive WB detected in mouse thymus tissue. Observed molecular weight by Western-blot: 49 kDa

## Validations



## Preparation

This antibody was obtained by immunization of Cytokeratin 15 recombinant protein (Accession Number: NM\_002275). Purification method: Antigen affinity purified.

mouse thymus tissue were subjected to SDS PAGE followed by western blot with Catalog No:109794(KRT15 antibody) at dilution of 1:500

## Formulation

PBS with 0.1% sodium azide and 50% glycerol pH 7.3.

## Storage

Store at -20°C. DO NOT ALIQUOT

## Clonality

Polyclonal

## Ig Type

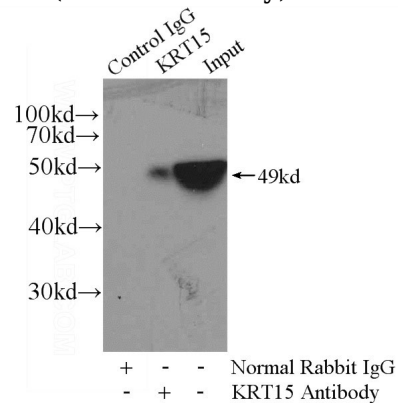
Rabbit IgG

## Applications

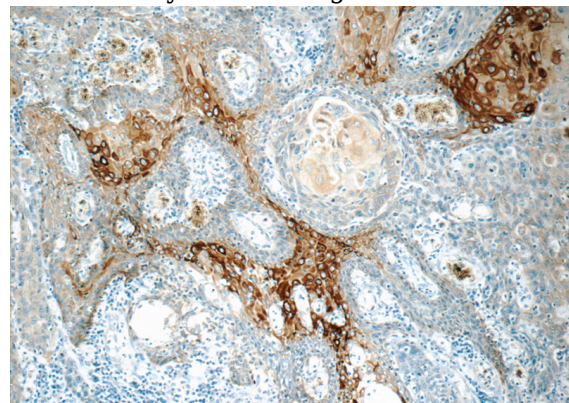
ELISA, WB, IP, IHC

## Dilutions

Recommended Dilution:



IP Result of anti-KRT15 (IP:Catalog No:109794, 4ug; Detection:Catalog No:109794 1:500) with A431 cells lysate 3040ug.

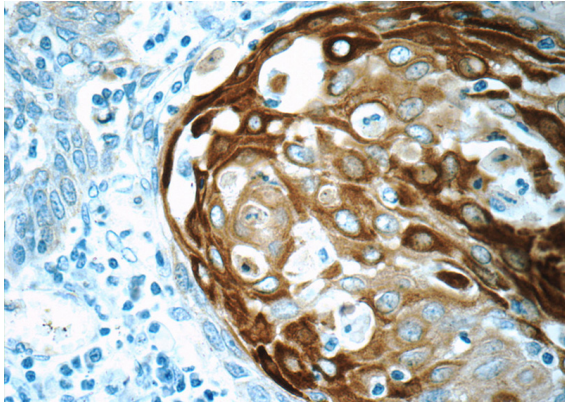


# Cytokeratin 15 antibody

Catalog Number: 109794

---

Immunohistochemistry of paraffin-embedded human oesophagus cancer tissue slide using Catalog No:109794(KRT15 Antibody) at dilution of 1:50 (under 10x lens)



Immunohistochemistry of paraffin-embedded human oesophagus cancer tissue slide using Catalog No:109794(KRT15 Antibody) at dilution of 1:50 (under 40x lens)