

DDB1 antibody

Catalog Number: 109770

Product name

DDB1 antibody

WB: 1:500-1:5000

IP: 1:200-1:2000

Specificity


Human, Mouse, Rat; other species not tested.

IHC: 1:20-1:200

Antibody description

DDB1 Rabbit Polyclonal antibody. Positive IHC detected in human colon cancer tissue. Positive WB detected in mouse testis tissue, HeLa cells, human brain tissue, human kidney tissue, human placenta tissue, Jurkat cells, rat testis tissue. Positive IP detected in Jurkat cells. Observed molecular weight by Western-blot: 127 kDa

Validations



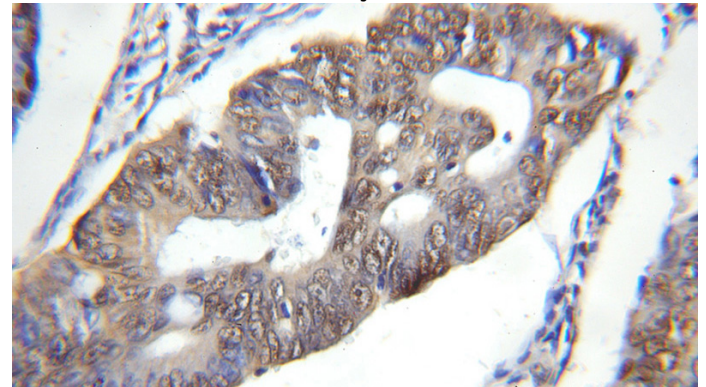
Preparation

This antibody was obtained by immunization of DDB1 recombinant protein (Accession Number: NM_001923). Purification method: Antigen affinity purified.

mouse testis tissue were subjected to SDS PAGE followed by western blot with Catalog No:109770(DDB1 antibody) at dilution of 1:500

Formulation

PBS with 0.1% sodium azide and 50% glycerol pH 7.3.



Storage

Store at -20°C. DO NOT ALIQUOT

Immunohistochemical of paraffin-embedded human colon cancer using Catalog No:109770(DDB1 antibody) at dilution of 1:50 (under 10x lens)

Clonality

Polyclonal

Ig Type

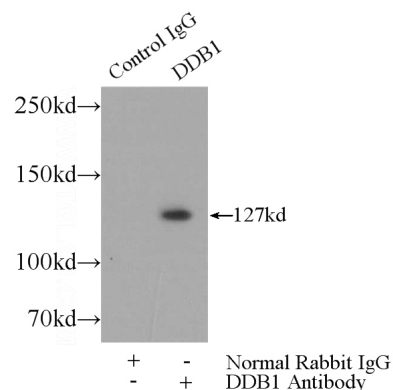
Rabbit IgG

Applications

ELISA, WB, IHC, IP

Dilutions

Recommended Dilution:



DDB1 antibody



Catalog Number: 109770

IP Result of anti-DDB1 (IP:Catalog No:109770,

5ug; Detection:Catalog No:109770 1:500) with Jurkat cells lysate 3080ug.