

# DCTN6 antibody



Catalog Number: 109761

## Product name

DCTN6 antibody

IP: 1:200-1:2000

IHC: 1:20-1:200


## Specificity

Human, Mouse, Rat; other species not tested.

## Antibody description

DCTN6 Rabbit Polyclonal antibody. Positive IHC detected in human testis tissue, human kidney tissue, human spleen tissue. Positive WB detected in mouse lung tissue, mouse testis tissue, rat testis tissue. Positive IP detected in mouse testis tissue. Observed molecular weight by Western-blot: 27kd

## Validations



## Preparation

This antibody was obtained by immunization of DCTN6 recombinant protein (Accession Number: NM\_006571). Purification method: Antigen affinity purified.

## Formulation

PBS with 0.02% sodium azide and 50% glycerol pH 7.3.

## Storage

Store at -20°C. DO NOT ALIQUOT

## Clonality

Polyclonal

## Ig Type

Rabbit IgG

## Applications

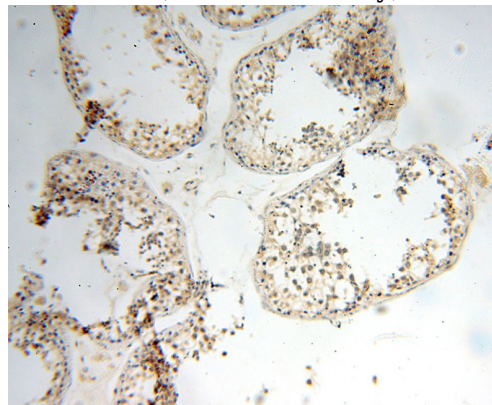
ELISA, WB, IHC, IP

## Dilutions

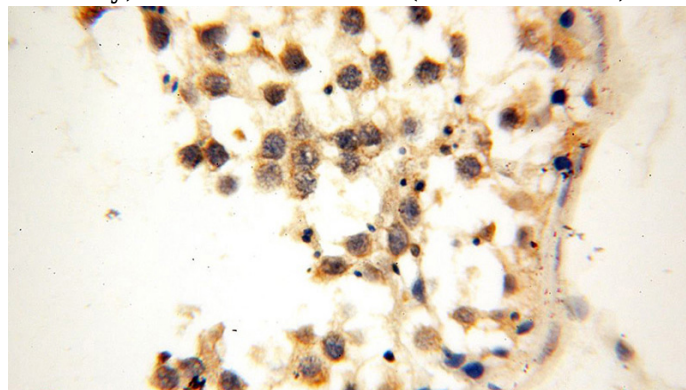
Recommended Dilution:

WB: 1:500-1:5000

mouse lung tissue were subjected to SDS PAGE followed by western blot with Catalog No:109761(DCTN6 antibody) at dilution of 1:500



Immunohistochemical of paraffin-embedded human testis using Catalog No:109761(DCTN6 antibody) at dilution of 1:100 (under 10x lens)



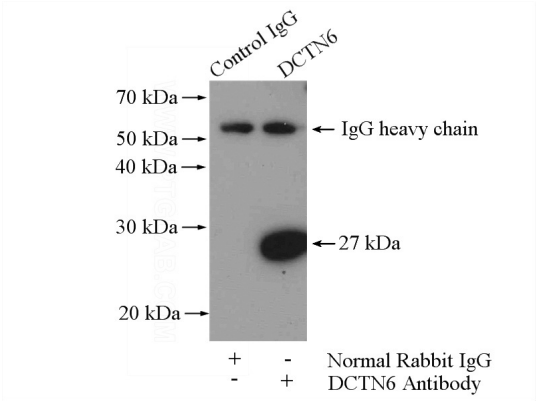
Immunohistochemical of paraffin-embedded human testis using Catalog No:109761(DCTN6

# DCTN6 antibody



Catalog Number: 109761

antibody) at dilution of 1:100 (under 40x lens)



IP Result of anti-DCTN6 (IP:Catalog No:109761, 4ug; Detection:Catalog No:109761 1:500) with mouse testis tissue lysate 4800ug.