

DCT antibody

Catalog Number: 109757

Product name

DCT antibody

WB: 1:500-1:5000

IP: 1:200-1:2000

Specificity


Human, Mouse, Rat, Monkey; other species not tested.

IHC: 1:20-1:200

Antibody description

DCT Rabbit Polyclonal antibody. Positive WB detected in HL-60 cells, A375 cells, A431 cells, COS-7 cells, MCF7 cells, rat skin tissue. Positive IP detected in HL-60 cells. Positive IHC detected in human skin tissue. Observed molecular weight by Western-blot: 59 kDa

Validations



Preparation

This antibody was obtained by immunization of DCT recombinant protein (Accession Number: NM_001922). Purification method: Antigen affinity purified.

HL-60 cells were subjected to SDS PAGE followed by western blot with Catalog No:109757(DCT antibody) at dilution of 1:1000

Formulation

PBS with 0.02% sodium azide and 50% glycerol pH 7.3.

Storage

Store at -20°C. DO NOT ALIQUOT

Clonality

Polyclonal

Ig Type

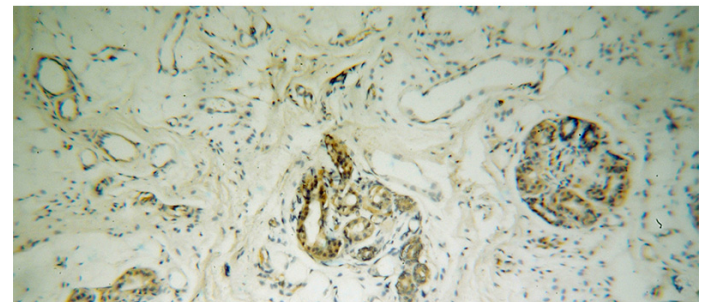
Rabbit IgG

Applications

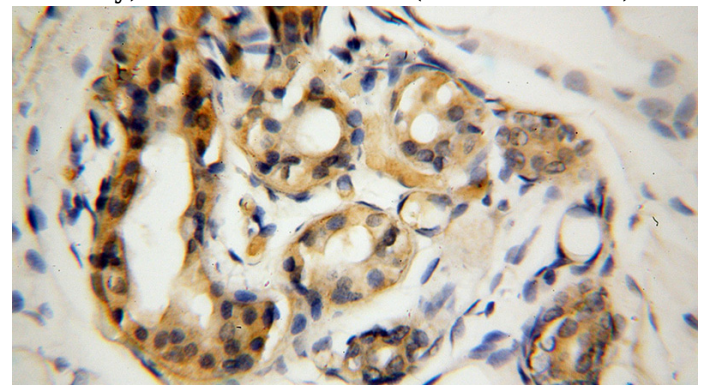
ELISA, IHC, WB, IP

Dilutions

Recommended Dilution:



Immunohistochemical of paraffin-embedded human skin using Catalog No:109757(DCT antibody) at dilution of 1:100 (under 10x lens)



Immunohistochemical of paraffin-embedded

DCT antibody

Catalog Number: 109757

human skin using Catalog No:109757(DCT antibody) at dilution of 1:100 (under 40x lens)

IP Result of anti-DCT (IP:Catalog No:109757, 4ug; Detection:Catalog No:109757 1:500) with HL-60 cells lysate 4000ug.

