

CYP3A5 antibody



Catalog Number: 109701

Product name

CYP3A5 antibody

WB: 1:1000-1:10000

IHC: 1:20-1:200

Immunogen

[Human CYP3A5 Recombinant protein \(GST tag\)](#)

Specificity

human; other species not tested.

Antibody description

CYP3A5 Rabbit Polyclonal antibody. Positive IHC detected in human liver cancer. Positive WB detected in HEK-293 cells, human liver tissue. Observed molecular weight by Western-blot: 52kd

Preparation

This antibody was obtained by immunization of CYP3A5 recombinant protein (Accession Number: NM_000777). Purification method: Antigen affinity purified.

Formulation

PBS with 0.02% sodium azide and 50% glycerol pH 7.3.

Storage

Store at -20°C. DO NOT ALIQUOT

Clonality

Polyclonal

Ig Type

Rabbit IgG


Applications

ELISA, WB, IHC

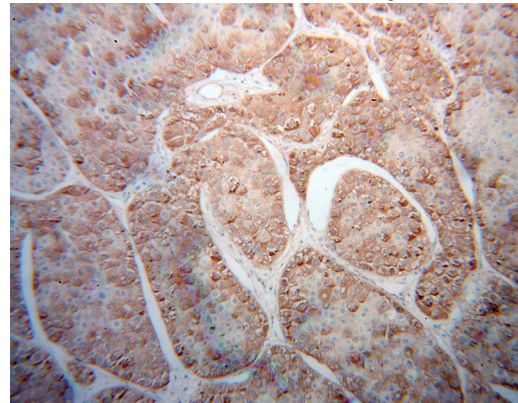
Dilutions

Recommended Dilution:

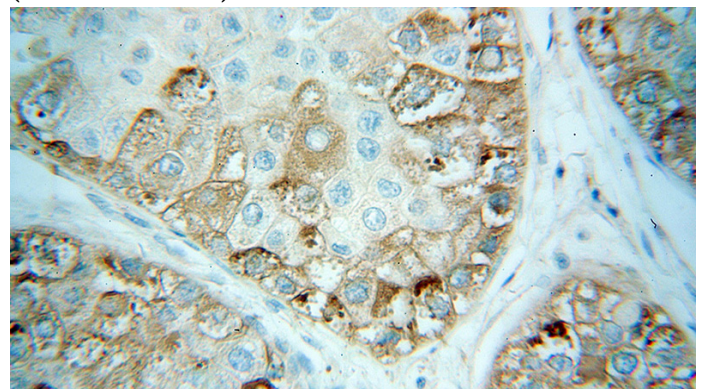
Validations



HEK-293 cells were subjected to SDS PAGE followed by western blot with Catalog No:109701(CYP3A5 antibody) at dilution of 1:400



Immunohistochemical of paraffin-embedded human liver cancer using Catalog No:109701(CYP3A5 antibody) at dilution of 1:100 (under 10x lens)



Immunohistochemical of paraffin-embedded

CYP3A5 antibody



Catalog Number: 109701

human liver cancer using Catalog

No:109701(CYP3A5 antibody) at dilution of 1:100
(under 40x lens)