

# CYP2J2 antibody



Catalog Number: 109696

## Product name

CYP2J2 antibody

IHC: 1:20-1:200

## Specificity

Human, Mouse, Rat; other species not tested.

## Antibody description

CYP2J2 Rabbit Polyclonal antibody. Positive IHC detected in human liver cancer tissue, human heart tissue. Positive WB detected in mouse skeletal muscle tissue. Observed molecular weight by Western-blot: 58kd

## Preparation

This antibody was obtained by immunization of CYP2J2 recombinant protein (Accession Number: NM\_000775). Purification method: Antigen affinity purified.

## Formulation

PBS with 0.02% sodium azide and 50% glycerol pH 7.3.

## Storage

Store at -20°C. DO NOT ALIQUOT

## Clonality

Polyclonal

## Ig Type

Rabbit IgG

## Applications


ELISA, WB, IHC

## Dilutions

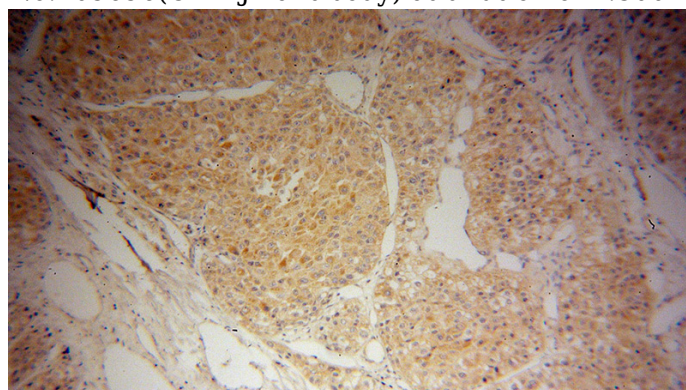
Recommended Dilution:

WB: 1:200-1:2000

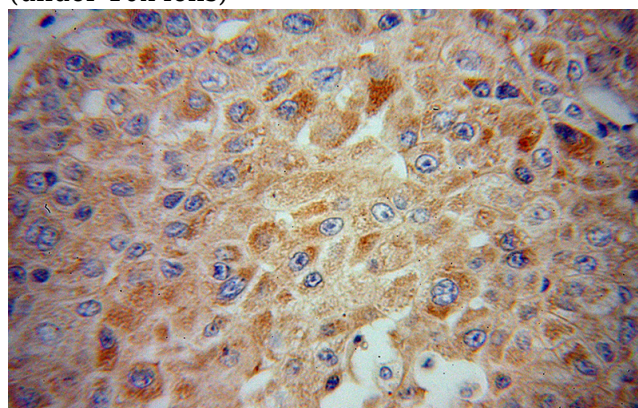
## Validations



mouse skeletal muscle tissue were subjected to SDS PAGE followed by western blot with Catalog No:109696(CYP2J2 antibody) at dilution of 1:500



Immunohistochemical of paraffin-embedded human liver cancer using Catalog No:109696(CYP2J2 antibody) at dilution of 1:50 (under 10x lens)



Immunohistochemical of paraffin-embedded human liver cancer using Catalog No:109696(CYP2J2 antibody) at dilution of 1:50

# CYP2J2 antibody



Catalog Number: 109696

---

(under 40x lens)