

CYLD antibody

Catalog Number: 109678

Product name

CYLD antibody

WB: 1:200-1:2000

IP: 1:200-1:1000

Specificity


Human, Mouse, Rat; other species not tested.

IHC: 1:20-1:200

Antibody description

CYLD Rabbit Polyclonal antibody. Positive IP detected in mouse brain tissue. Positive WB detected in A431 cells, HEK-293 cells, Jurkat cells, mouse brain tissue. Positive IHC detected in human colon cancer tissue, human brain tissue, human colon tissue. Observed molecular weight by Western-blot: 110kd

Validations



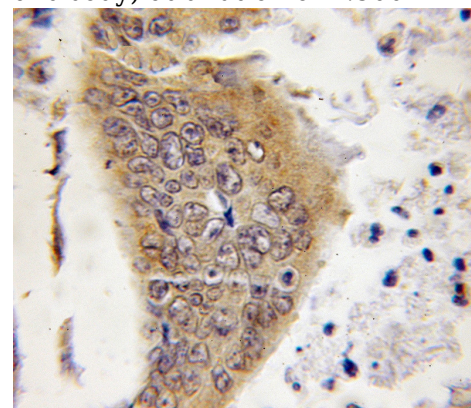
Preparation

This antibody was obtained by immunization of CYLD recombinant protein (Accession Number: XM_017022979). Purification method: Antigen affinity purified.

A431 cells were subjected to SDS PAGE followed by western blot with Catalog No:109678(CYLD antibody) at dilution of 1:500

Formulation

PBS with 0.1% sodium azide and 50% glycerol pH 7.3.



Storage

Store at -20°C. DO NOT ALIQUOT

Clonality

Polyclonal

Immunohistochemical of paraffin-embedded human colon cancer using Catalog No:109678(CYLD antibody) at dilution of 1:50 (under 10x lens)

Ig Type

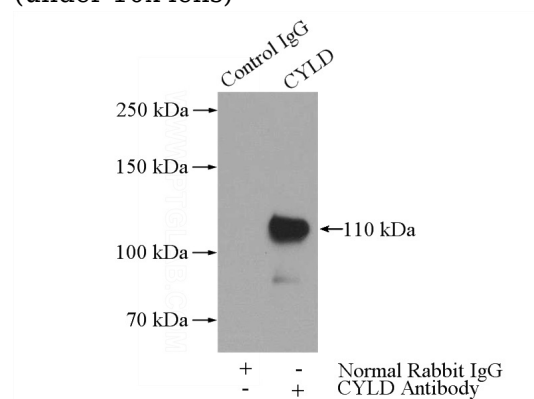
Rabbit IgG

Applications

ELISA, WB, IHC, IP

Dilutions

Recommended Dilution:



CYLD antibody



Catalog Number: 109678

IP Result of anti-CYLD (IP:Catalog No:109678,

4ug; Detection:Catalog No:109678 1:300) with mouse brain tissue lysate 4000ug.