

# CYB5B antibody



Catalog Number: 109655

## Product name

CYB5B antibody

WB: 1:1000-1:10000

IP: 1:200-1:2000

## Specificity

Human, Mouse, Rat; other species not tested.


IHC: 1:20-1:200

IF: 1:50-1:500

## Antibody description

CYB5B Rabbit Polyclonal antibody. Positive IP detected in mouse lung tissue. Positive WB detected in mouse lung tissue, HepG2 cells, human adrenal gland tissue, human liver tissue. Positive IHC detected in human testis tissue. Positive IF detected in HepG2 cells. Observed molecular weight by Western-blot: 20-21 kDa

## Validations



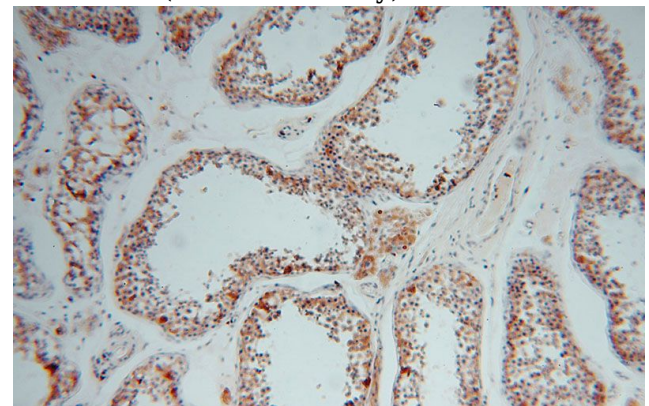
## Preparation

This antibody was obtained by immunization of CYB5B recombinant protein (Accession Number: BC004373). Purification method: Antigen affinity purified.

mouse lung tissue were subjected to SDS PAGE followed by western blot with Catalog No:109655(CYB5B antibody) at dilution of 1:500

## Formulation

PBS with 0.02% sodium azide and 50% glycerol pH 7.3.



## Storage

Store at -20°C. DO NOT ALIQUOT

## Clonality

Polyclonal

## Ig Type

Rabbit IgG

## Applications

ELISA, WB, IHC, IP, IF

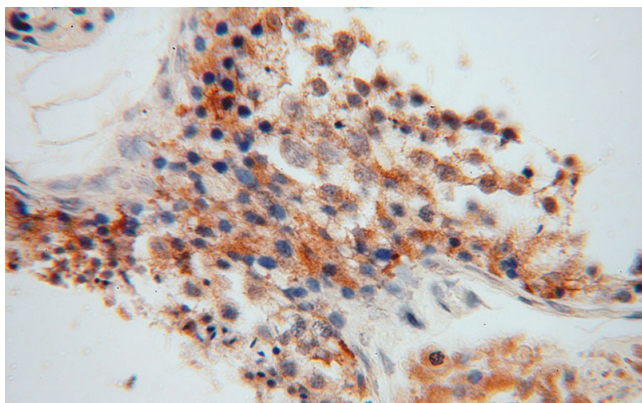
## Dilutions

Recommended Dilution:

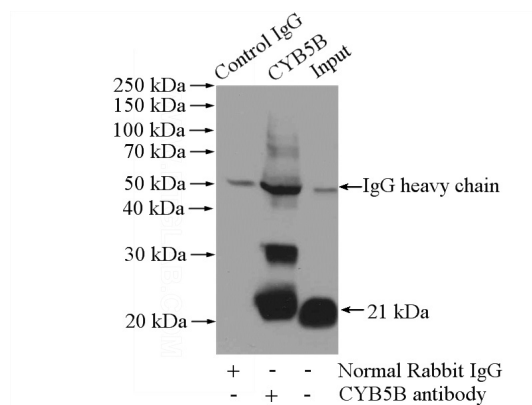
Immunohistochemical of paraffin-embedded human testis using Catalog No:109655(CYB5B antibody) at dilution of 1:100 (under 10x lens)

# CYB5B antibody

Catalog Number: 109655



Immunohistochemical of paraffin-embedded human testis using Catalog No:109655(CYB5B antibody) at dilution of 1:100 (under 40x lens)



IP Result of anti-CYB5B (IP:Catalog No:109655, 3ug; Detection:Catalog No:109655 1:500) with mouse lung tissue lysate 4000ug.