

CUL7 antibody

Catalog Number: 109626

Product name

CUL7 antibody

Specificity

Human, Mouse; other species not tested.

Antibody description

CUL7 Rabbit Polyclonal antibody. Positive WB detected in HEK-293 cells, A431 cells. Positive IHC detected in human heart tissue, human skeletal muscle tissue. Observed molecular weight by Western-blot: 185kd

Preparation

This antibody was obtained by immunization of CUL7 recombinant protein (Accession Number: NM_014780). Purification method: Antigen affinity purified.

Formulation

PBS with 0.02% sodium azide and 50% glycerol pH 7.3.

Storage

Store at -20°C. DO NOT ALIQUOT

Clonality

Polyclonal

Ig Type

Rabbit IgG

Applications

ELISA, WB, IHC

Dilutions

Recommended Dilution:

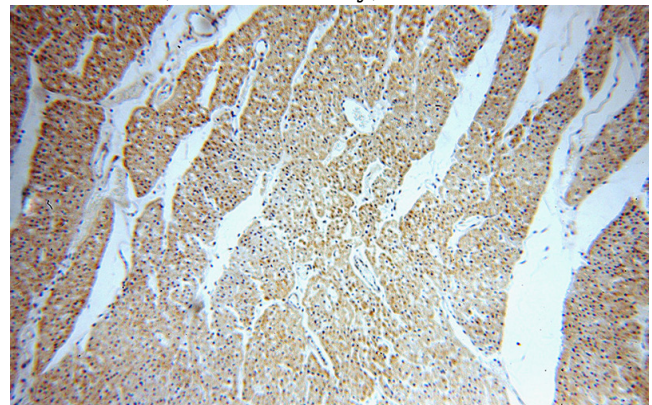
WB: 1:200-1:2000

IHC: 1:20-1:200

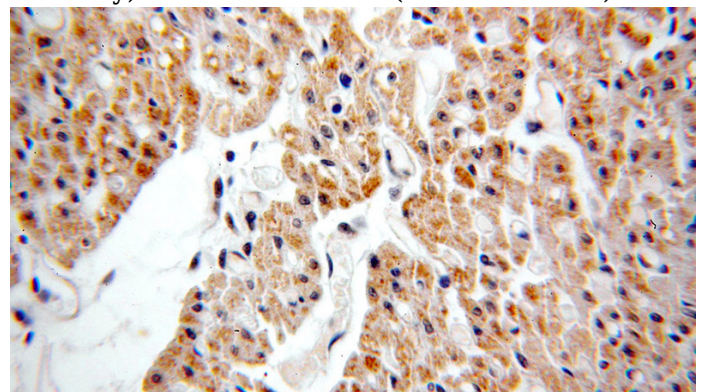
Validations



HEK-293 cells were subjected to SDS PAGE followed by western blot with Catalog No:109626(CUL7 antibody) at dilution of 1:300



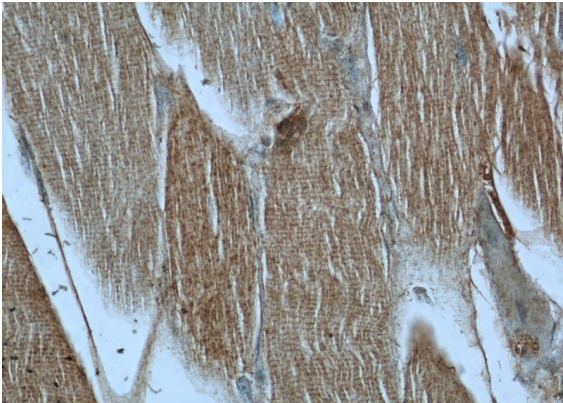
Immunohistochemical of paraffin-embedded human heart using Catalog No:109626(CUL7 antibody) at dilution of 1:50 (under 10x lens)



Immunohistochemical of paraffin-embedded human heart using Catalog No:109626(CUL7 antibody) at dilution of 1:50 (under 40x lens)

CUL7 antibody

Catalog Number: 109626



Immunohistochemistry of paraffin-embedded human skeletal muscle tissue slide using Catalog No:109626(CUL7 Antibody) at dilution of 1:50 (under 40x lens)