

CREST antibody



Catalog Number: 109555

Product name

CREST antibody

Immunogen

[Human CREST Recombinant protein \(GST tag\)](#)

Specificity

Human, Mouse, Rat; other species not tested.

Antibody description

CREST Rabbit Polyclonal antibody. Positive IHC detected in human breast cancer tissue, human brain tissue. Positive WB detected in K-562 cells, COLO 320 cells, human heart tissue. Positive IP detected in mouse brain tissue. Observed molecular weight by Western-blot: 55 kDa

Preparation

This antibody was obtained by immunization of CREST recombinant protein (Accession Number: NM_015558). Purification method: Antigen affinity purified.

Formulation

PBS with 0.1% sodium azide and 50% glycerol pH 7.3.

Storage

Store at -20°C. DO NOT ALIQUOT

Clonality

Polyclonal

Ig Type

Rabbit IgG

Applications

ELISA, IHC, IP, WB

Dilutions

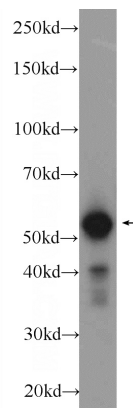
Recommended Dilution:

WB: 1:500-1:5000


IP: 1:500-1:5000

IHC: 1:20-1:200

Validations



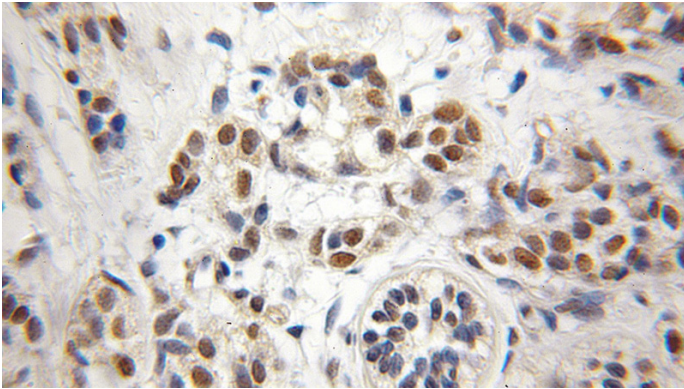
K-562 cells were subjected to SDS PAGE followed by western blot with Catalog No:109555(CREST Antibody) at dilution of 1:1000



IP Result of anti-CREST (IP:Catalog No:109555, 3ug; Detection:Catalog No:109555 1:1000) with mouse brain tissue lysate 6000ug.

CREST antibody

Catalog Number: 109555



Immunohistochemical of paraffin-embedded human breast cancer using Catalog No:109555(CREST antibody) at dilution of 1:50 (under 10x lens)