

COX-1/Cyclooxygenase-1 antibody



Catalog Number: 109481

Product name

COX-1/Cyclooxygenase-1 antibody

Specificity

Human, Mouse, Rat; other species not tested.

Antibody description

COX-1/Cyclooxygenase-1 Rabbit Polyclonal antibody. Positive WB detected in mouse lung tissue, mouse kidney tissue. Positive IHC detected in human stomach tissue. Observed molecular weight by Western-blot: 72 kDa

Preparation

This antibody was obtained by immunization of COX-1/Cyclooxygenase-1 recombinant protein (Accession Number: NM_000962). Purification method: Antigen affinity purified.

Formulation

PBS with 0.02% sodium azide and 50% glycerol pH 7.3.

Storage

Store at -20°C. DO NOT ALIQUOT

Clonality

Polyclonal

Ig Type

Rabbit IgG

Applications

ELISA, IHC, WB


Dilutions

Recommended Dilution:

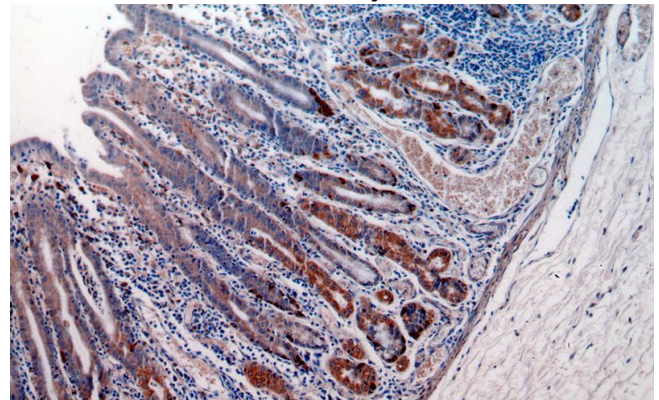
WB: 1:200-1:1000

IHC: 1:20-1:200

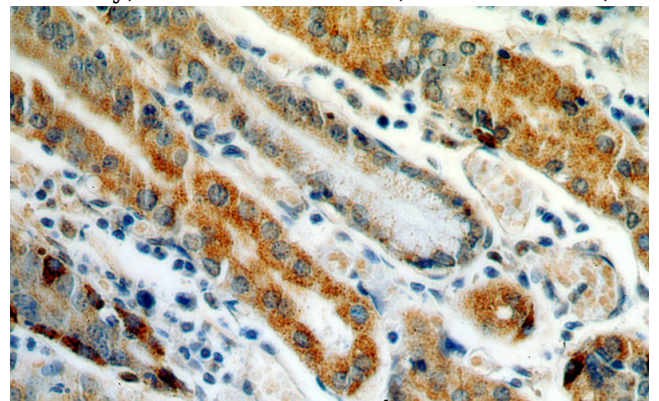
Validations



mouse lung tissue were subjected to SDS PAGE followed by western blot with Catalog No:109481 (PTGS1 antibody) at dilution of 1:200



Immunohistochemical of paraffin-embedded human stomach using Catalog No:109481 (PTGS1 antibody) at dilution of 1:50 (under 10x lens)



Immunohistochemical of paraffin-embedded human stomach using Catalog No:109481 (PTGS1 antibody) at dilution of 1:50 (under 40x lens)