

# CNNM3 antibody



Catalog Number: 109429

## Product name

CNNM3 antibody

## Immunogen

[Human CNNM3 Recombinant protein \(His tag\)](#)

## Specificity

Human, Mouse, Rat; other species not tested.

## Antibody description

CNNM3 Rabbit Polyclonal antibody. Positive IHC detected in human spleen tissue. Positive IP detected in K-562 cells. Positive WB detected in K-562 cells, HepG2 cells. Observed molecular weight by Western-blot: 85 kDa

## Preparation

This antibody was obtained by immunization of CNNM3 recombinant protein (Accession Number: NM\_017623). Purification method: Antigen affinity purified.

## Formulation

PBS with 0.02% sodium azide and 50% glycerol pH 7.3.

## Storage

Store at -20°C. DO NOT ALIQUOT

## Clonality

Polyclonal

## Ig Type

Rabbit IgG

## Applications

ELISA, WB, IHC, IP

## Dilutions


Recommended Dilution:

WB: 1:500-1:5000

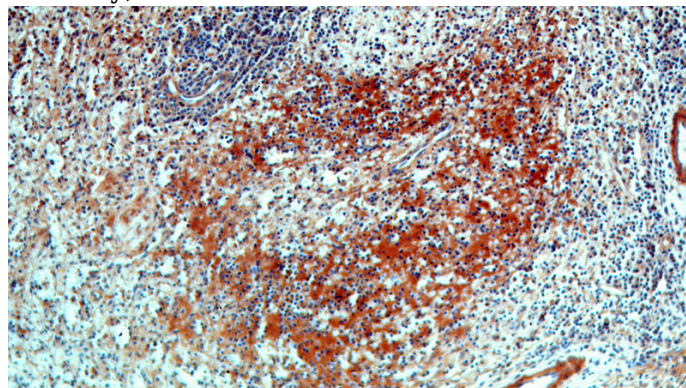
IP: 1:200-1:2000

IHC: 1:20-1:200

## Validations



K-562 cells were subjected to SDS PAGE followed by western blot with Catalog No:109429(CNNM3 antibody) at dilution of 1:500

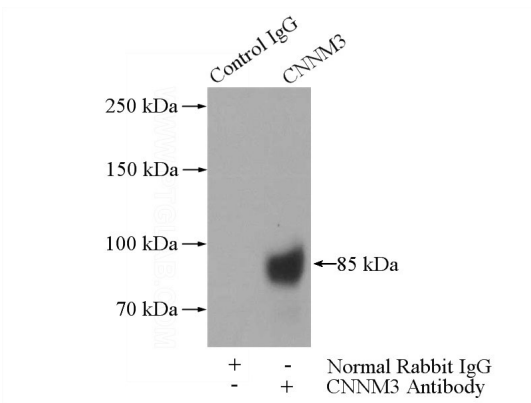


Immunohistochemical of paraffin-embedded human spleen using Catalog No:109429(CNNM3 antibody) at dilution of 1:100 (under 10x lens)

# CNNM3 antibody

Catalog Number: 109429

---



IP Result of anti-CNNM3 (IP:Catalog No:109429, 4ug; Detection:Catalog No:109429 1:500) with K-562 cells lysate 3600ug.