

CNBP antibody



Catalog Number: 109420

Product name

CNBP antibody

Recommended Dilution:

WB: 1:200-1:1000

Specificity

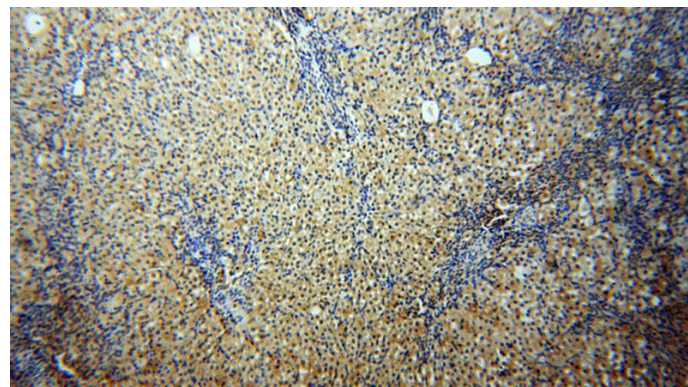
IHC: 1:20-1:200

Human, Mouse; other species not tested.

Validations

Antibody description

CNBP Rabbit Polyclonal antibody. Positive IHC detected in human ovary tissue, human brain tissue, human heart tissue, human kidney tissue, human lung tissue, human skin tissue, human spleen tissue, human testis tissue. Positive WB detected in mouse testis tissue, mouse heart tissue. Observed molecular weight by Western-blot: 20-25 kDa



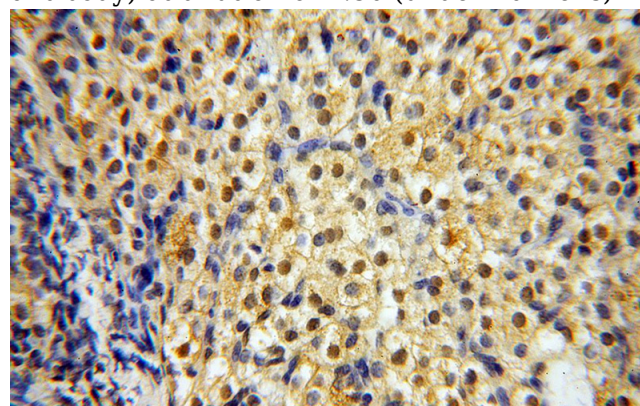
Preparation

This antibody was obtained by immunization of CNBP recombinant protein (Accession Number: NM_001127196). Purification method: Antigen affinity purified.

Immunohistochemical of paraffin-embedded human ovary using Catalog No:109420(CNBP antibody) at dilution of 1:50 (under 10x lens)

Formulation

PBS with 0.02% sodium azide and 50% glycerol pH 7.3.



Storage

Store at -20°C. DO NOT ALIQUOT

Clonality

Polyclonal

Ig Type


Rabbit IgG

Applications

ELISA, IHC, WB

Dilutions

Immunohistochemical of paraffin-embedded human ovary using Catalog No:109420(CNBP antibody) at dilution of 1:50 (under 40x lens)



mouse testis tissue were subjected to SDS PAGE

followed by western blot with Catalog
No:109420(CNBP Antibody) at dilution of 1:300