

CLN6 antibody



Catalog Number: 109397

Product name

CLN6 antibody

Specificity

Human; other species not tested.

Antibody description

CLN6 Rabbit Polyclonal antibody. Positive IP detected in HEK-293 cells. Positive WB detected in SH-SY5Y cells, HEK-293 cells. Positive IF detected in HEK-293 cells. Positive IHC detected in human colon tissue, human small intestine tissue. Observed molecular weight by Western-blot: 27-37 kDa

Preparation

This antibody was obtained by immunization of CLN6 recombinant protein (Accession Number: NM_017882). Purification method: Antigen affinity purified.

Formulation

PBS with 0.1% sodium azide and 50% glycerol pH 7.3.

Storage

Store at -20°C. DO NOT ALIQUOT

Clonality

Polyclonal

Ig Type

Rabbit IgG

Applications

ELISA, IP, IHC, IF, WB

Dilutions

Recommended Dilution:

WB: 1:500-1:5000

IP: 1:200-1:1000

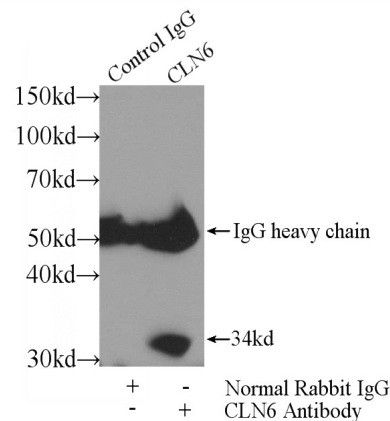
IHC: 1:20-1:200

IF: 1:10-1:100

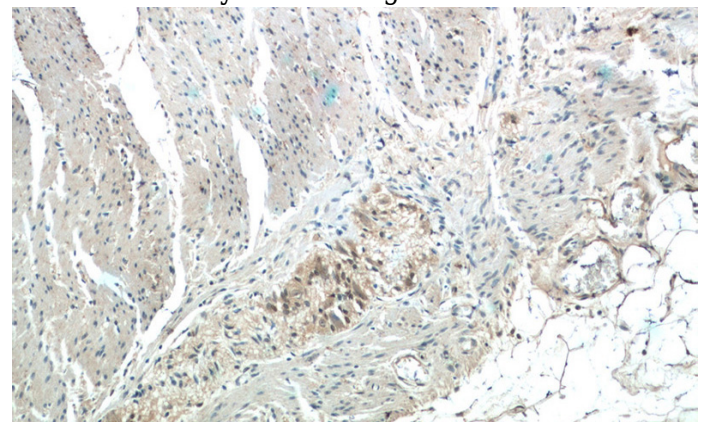
Validations



SH-SY5Y cells were subjected to SDS PAGE followed by western blot with Catalog No:109397(CLN6 Antibody) at dilution of 1:1000



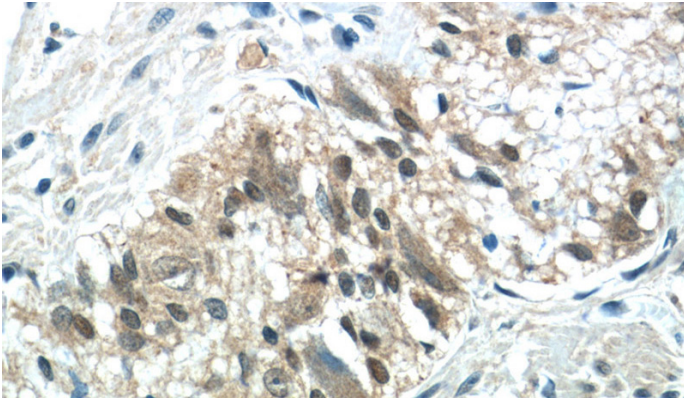
IP Result of anti-CLN6 (IP:Catalog No:109397, 4ug; Detection:Catalog No:109397 1:300) with HEK-293 cells lysate 2560ug.



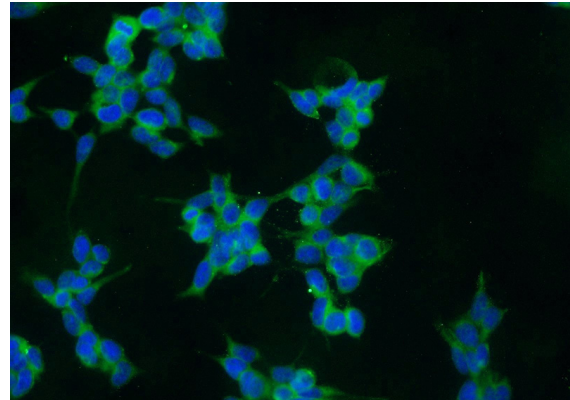
Immunohistochemistry of paraffin-embedded human colon tissue slide using Catalog No:109397(CLN6 Antibody) at dilution of 1:50 (under 10x lens)

CLN6 antibody

Catalog Number: 109397



Immunohistochemistry of paraffin-embedded human colon tissue slide using Catalog No:109397 (CLN6 Antibody) at dilution of 1:50 (under 40x lens)



Immunofluorescent analysis of HEK-293 cells using Catalog No:109397 (CLN6 Antibody) at dilution of 1:25 and Alexa Fluor 488-conjugated AffiniPure Goat Anti-Rabbit IgG(H+L)