

CLN3 antibody

Catalog Number: 109396

Product name

CLN3 antibody

IHC: 1:20-1:200

IF: 1:10-1:100

Specificity

Human, Mouse, Rat; other species not tested.

Antibody description

CLN3 Rabbit Polyclonal antibody. Positive WB detected in SH-SY5Y cells. Positive IHC detected in human brain tissue. Positive IF detected in HepG2 cells. Observed molecular weight by Western-blot: 45-48 kDa

Preparation

This antibody was obtained by immunization of CLN3 recombinant protein (Accession Number: NM_000086). Purification method: Antigen affinity purified.

Formulation

PBS with 0.02% sodium azide and 50% glycerol pH 7.3.

Storage

Store at -20°C. DO NOT ALIQUOT

Clonality

Polyclonal

Ig Type

Rabbit IgG

Applications


ELISA, WB, IHC, IF

Dilutions

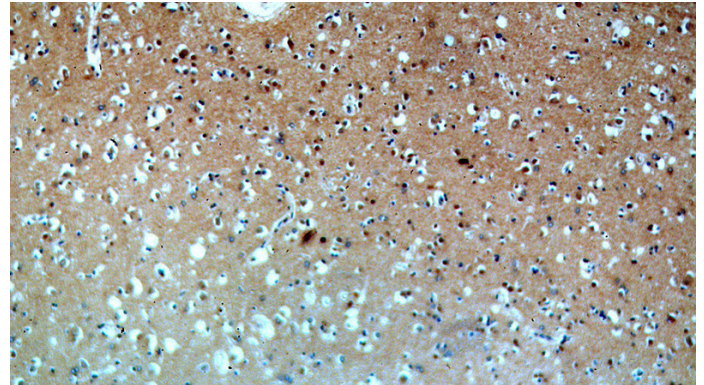
Recommended Dilution:

WB: 1:200-1:2000

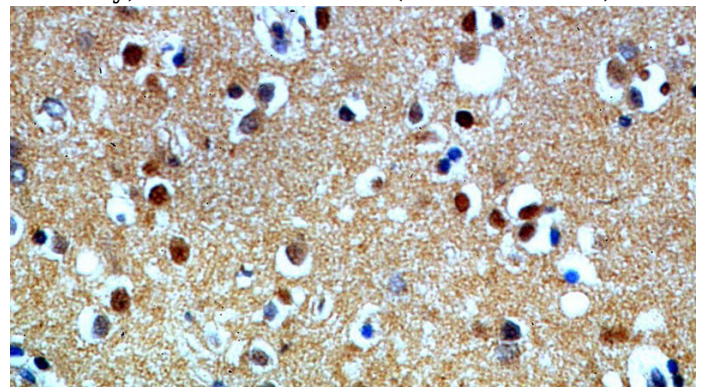
Validations



SH-SY5Y cells were subjected to SDS PAGE followed by western blot with Catalog No:109396(CLN3 antibody) at dilution of 1:800



Immunohistochemical of paraffin-embedded human brain using Catalog No:109396(CLN3 antibody) at dilution of 1:50 (under 10x lens)

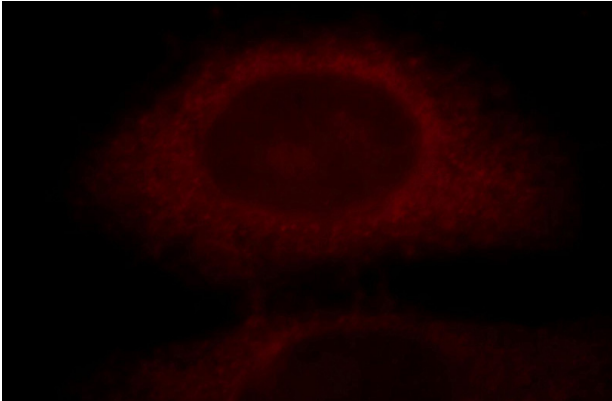


Immunohistochemical of paraffin-embedded human brain using Catalog No:109396(CLN3

CLN3 antibody

Catalog Number: 109396

antibody) at dilution of 1:50 (under 40x lens)



Immunofluorescent analysis of HepG2 cells, using CLN3 antibody Catalog No:109396 at 1:25 dilution and Rhodamine-labeled goat anti-rabbit IgG (red).