

COL4A3BP antibody



Catalog Number: 109373

Product name

COL4A3BP antibody

WB: 1:500-1:5000

IP: 1:200-1:1000

Specificity


Human, Mouse, Rat; other species not tested.

IHC: 1:20-1:200

Antibody description

COL4A3BP Rabbit Polyclonal antibody. Positive IHC detected in human pancreas tissue. Positive IP detected in mouse brain tissue. Positive WB detected in mouse brain tissue, HEK-293 cells, human pancreas tissue, mouse kidney tissue, mouse pancreas tissue, rat brain tissue. Observed molecular weight by Western-blot: 80-89 kDa

Validations



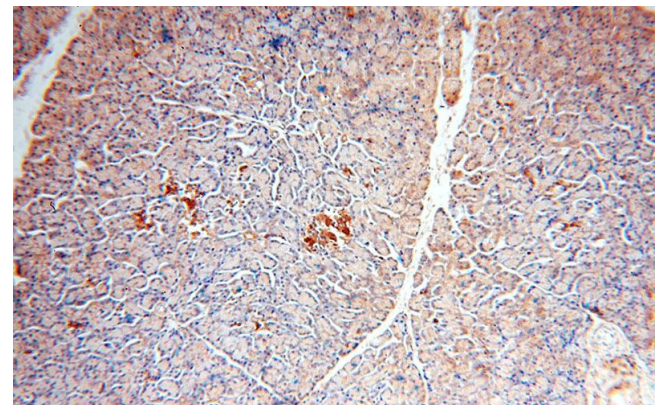
Preparation

This antibody was obtained by immunization of COL4A3BP recombinant protein (Accession Number: NM_031361). Purification method: Antigen affinity purified.

mouse brain tissue were subjected to SDS PAGE followed by western blot with Catalog No:109373(COL4A3BP antibody) at dilution of 1:200

Formulation

PBS with 0.02% sodium azide and 50% glycerol pH 7.3.



Storage

Store at -20°C. DO NOT ALIQUOT

Clonality

Polyclonal

Ig Type

Rabbit IgG

Immunohistochemical of paraffin-embedded human pancreas using Catalog No:109373(COL4A3BP antibody) at dilution of 1:50 (under 10x lens)

Applications

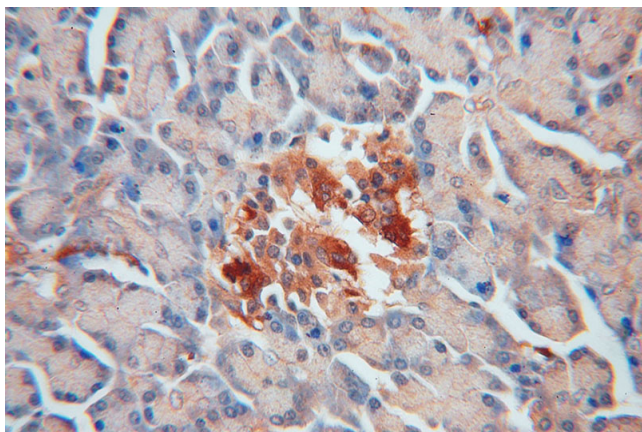
ELISA, WB, IHC, IP

Dilutions

Recommended Dilution:

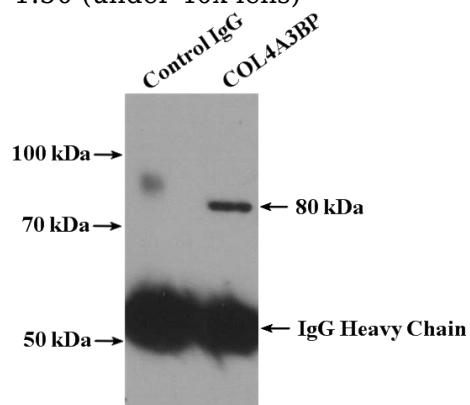
COL4A3BP antibody

Catalog Number: 109373



Immunohistochemical of paraffin-embedded human pancreas using Catalog No:109373(COL4A3BP antibody) at dilution of

1:50 (under 40x lens)



IP Result of anti-COL4A3BP (IP:Catalog No:109373, 4ug; Detection:Catalog No:109373 1:300) with mouse brain tissue lysate 3680ug.