

COG3 antibody



Catalog Number: 109368

Product name

COG3 antibody

IP: 1:200-1:2000

IHC: 1:20-1:200

Specificity

Human, Mouse, Rat; other species not tested.

Antibody description

COG3 Rabbit Polyclonal antibody. Positive IHC detected in human prostate cancer tissue, human pancreas tissue. Positive WB detected in HeLa cells, human brain tissue, mouse testis tissue. Positive IP detected in HeLa cells. Observed molecular weight by Western-blot: 94kd

Preparation

This antibody was obtained by immunization of COG3 recombinant protein (Accession Number: BC038953). Purification method: Antigen affinity purified.

Formulation

PBS with 0.1% sodium azide and 50% glycerol pH 7.3.

Storage

Store at -20°C. DO NOT ALIQUOT

Clonality

Polyclonal

Ig Type

Rabbit IgG

Applications

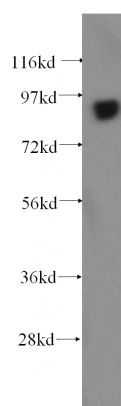
ELISA, WB, IHC, IP

Dilutions

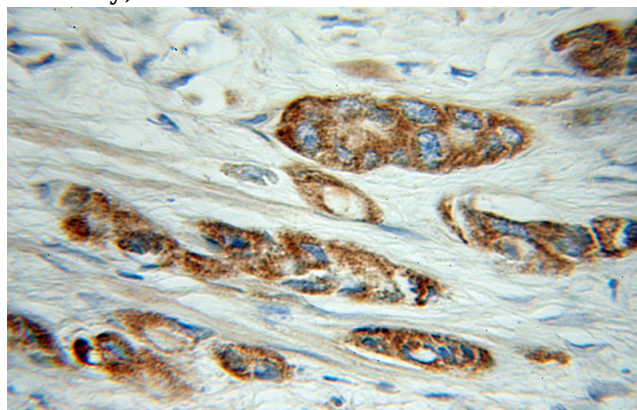
Recommended Dilution:

WB: 1:1000-1:10000

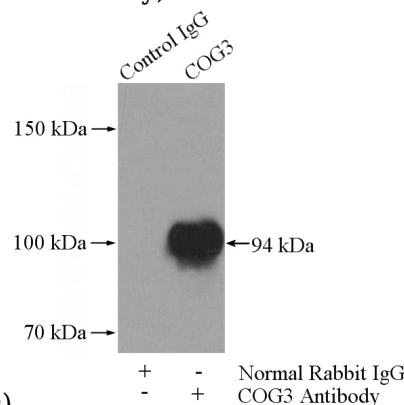
Validations



HeLa cells were subjected to SDS PAGE followed by western blot with Catalog No:109368(COG3 antibody) at dilution of 1:500



Immunohistochemical of paraffin-embedded human prostate cancer using Catalog No:109368(COG3 antibody) at dilution of 1:100



(under 10x lens)

IP Result of anti-COG3 (IP:Catalog No:109368,

COG3 antibody



Catalog Number: 109368

4ug; Detection:Catalog No:109368 1:500) with HeLa cells lysate 1200ug.