

CNPase antibody



Catalog Number: 109355

Product name

CNPase antibody

WB: 1:500-1:5000

IHC: 1:20-1:200


Immunogen

[Human CNP Recombinant protein \(His tag\)](#)

Validations

Specificity

Human, Mouse, Rat; other species not tested.



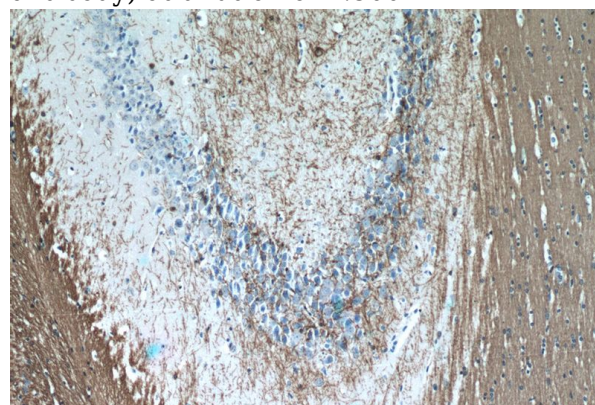
Antibody description

CNPase Rabbit Polyclonal antibody. Positive IHC detected in mouse brain tissue. Positive WB detected in HepG2 cells. Observed molecular weight by Western-blot: 48 kDa

HepG2 cells were subjected to SDS PAGE followed by western blot with Catalog No:109355(CNP antibody) at dilution of 1:500

Preparation

This antibody was obtained by immunization of CNPase recombinant protein (Accession Number: NM_033133). Purification method: Antigen affinity purified.



Formulation

PBS with 0.02% sodium azide and 50% glycerol pH 7.3.

Storage

Store at -20°C. DO NOT ALIQUOT

Clonality

Polyclonal

Ig Type

Rabbit IgG

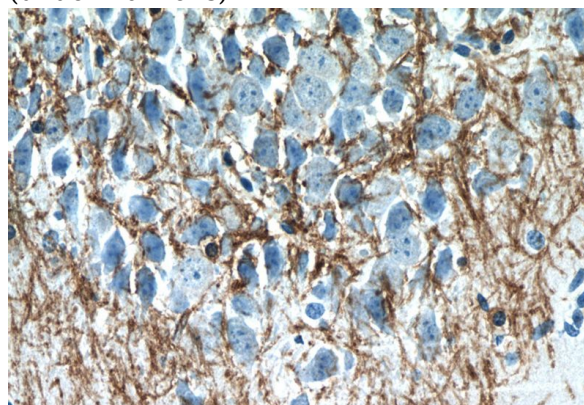
Applications

ELISA, WB, IHC

Dilutions

Recommended Dilution:

Immunohistochemistry of paraffin-embedded mouse brain tissue slide using Catalog No:109355(CNP Antibody) at dilution of 1:50 (under 10x lens)



Immunohistochemistry of paraffin-embedded

CNPase antibody



Catalog Number: 109355

mouse brain tissue slide using Catalog

No:109355(CNP Antibody) at dilution of 1:50
(under 40x lens)