

# CLCNKA antibody



Catalog Number: 109345

## Product name

CLCNKA antibody

Recommended Dilution:

WB: 1:500-1:5000

## Specificity

Human, Mouse, Rat; other species not tested.

IP: 1:200-1:2000

IHC: 1:20-1:200

## Antibody description

CLCNKA Rabbit Polyclonal antibody. Positive IHC detected in human kidney tissue, human lung tissue, human ovary tissue, human placenta tissue, human skin tissue, human spleen tissue, human testis tissue. Positive IP detected in HEK-293 cells. Positive WB detected in HEK-293 cells, human kidney tissue, mouse pancreas tissue. Observed molecular weight by Western-blot: 70 kDa

## Validations



## Preparation

This antibody was obtained by immunization of CLCNKA recombinant protein (Accession Number: NM\_004070). Purification method: Antigen affinity purified.

HEK-293 cells were subjected to SDS PAGE followed by western blot with Catalog No:109345 (CLCNKA antibody) at dilution of 1:500

## Formulation

PBS with 0.02% sodium azide and 50% glycerol pH 7.3.

## Storage

Store at -20°C. DO NOT ALIQUOT

## Clonality

Polyclonal

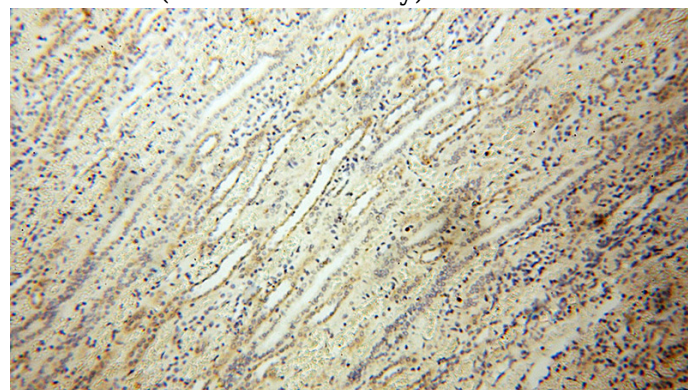
## Ig Type

Rabbit IgG

## Applications

ELISA, WB, IHC, IP

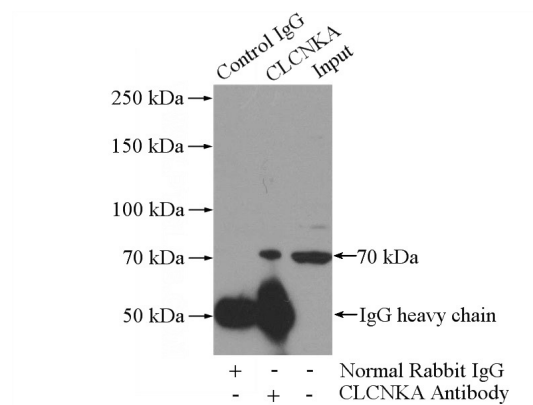
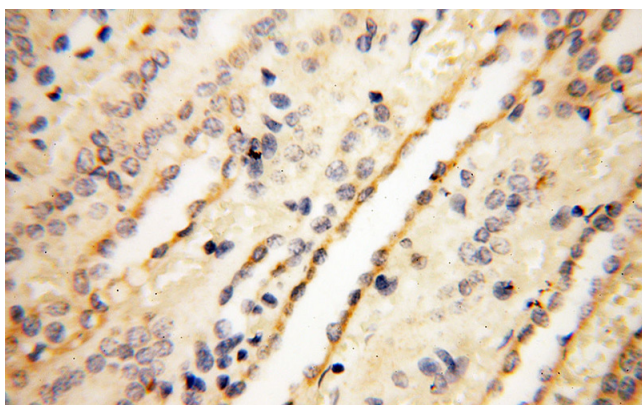
## Dilutions



Immunohistochemical of paraffin-embedded human kidney using Catalog No:109345 (CLCNKA antibody) at dilution of 1:100 (under 10x lens)

# CLCNKA antibody

Catalog Number: 109345



Immunohistochemical of paraffin-embedded human kidney using Catalog No:109345(CLCNKA antibody) at dilution of 1:100 (under 40x lens)

IP Result of anti-CLCNKA (IP:Catalog No:109345, 5ug; Detection:Catalog No:109345 1:500) with HEK-293 cells lysate 880ug.