

# CHST14 antibody



Catalog Number: 109295

## Product name

CHST14 antibody

IHC: 1:20-1:200


## Specificity

Human, Mouse, Rat; other species not tested.

## Validations

## Antibody description

CHST14 Rabbit Polyclonal antibody. Positive IHC detected in human placenta tissue, human brain tissue, human kidney tissue, human spleen tissue. Positive WB detected in HEK-293 cells, HepG2 cells. Observed molecular weight by Western-blot: 45-50 kDa



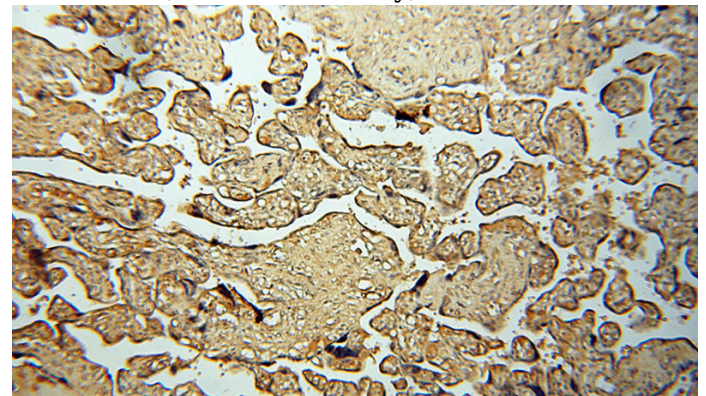
## Preparation

This antibody was obtained by immunization of CHST14 recombinant protein (Accession Number: NM\_130468). Purification method: Antigen affinity purified.

HEK-293 cells were subjected to SDS PAGE followed by western blot with Catalog No:109295(CHST14 antibody) at dilution of 1:600

## Formulation

PBS with 0.02% sodium azide and 50% glycerol pH 7.3.



## Storage

Store at -20°C. DO NOT ALIQUOT

## Clonality

Polyclonal

## Ig Type

Rabbit IgG

## Applications

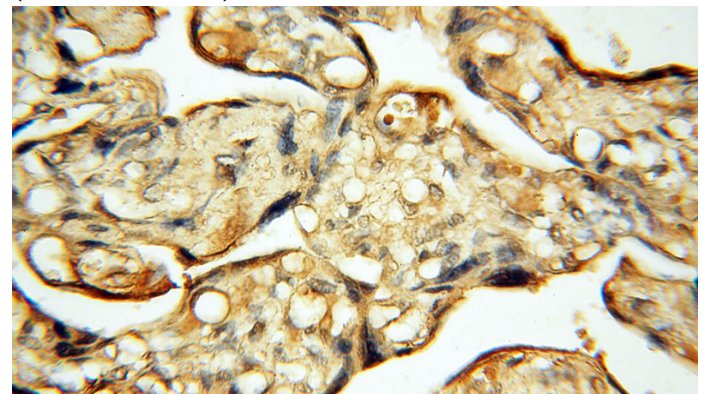
ELISA, IHC, WB

## Dilutions

Recommended Dilution:

WB: 1:200-1:2000

Immunohistochemical of paraffin-embedded human placenta using Catalog No:109295(CHST14 antibody) at dilution of 1:50 (under 10x lens)



Immunohistochemical of paraffin-embedded human placenta using Catalog No:109295(CHST14 antibody) at dilution of 1:50

# CHST14 antibody



Catalog Number: 109295

---

(under 40x lens)