

Chromogranin B antibody



Catalog Number: 109289

Product name

Chromogranin B antibody

IHC: 1:20-1:200

IF: 1:50-1:500


Specificity

Human, Mouse; other species not tested.

Validations

Antibody description

Chromogranin B Rabbit Polyclonal antibody. Positive IF detected in PC-12 cells. Positive IHC detected in human pancreas tissue. Positive WB detected in PC-12 cells, mouse brain tissue. Observed molecular weight by Western-blot: 100 kDa



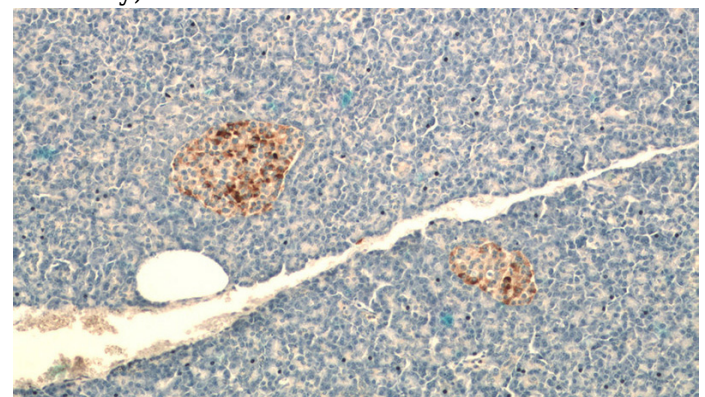
Preparation

This antibody was obtained by immunization of Chromogranin B recombinant protein (Accession Number: NM_001819). Purification method: Antigen affinity purified.

PC-12 cells were subjected to SDS PAGE followed by western blot with Catalog No:109289(CHGB Antibody) at dilution of 1:300

Formulation

PBS with 0.02% sodium azide and 50% glycerol pH 7.3.



Storage

Store at -20°C. DO NOT ALIQUOT

Clonality

Polyclonal

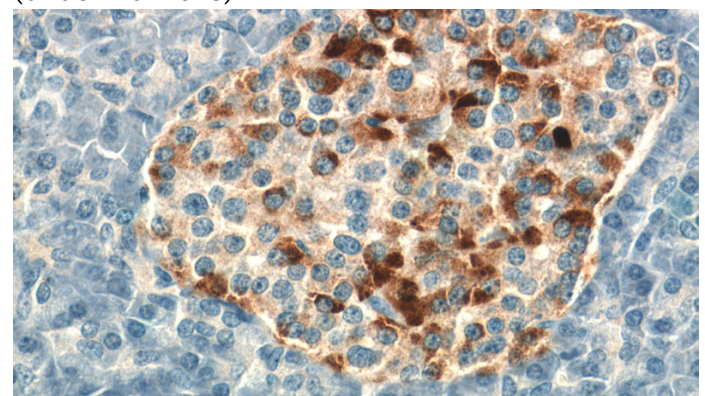
Immunohistochemistry of paraffin-embedded human pancreas tissue slide using Catalog No:109289(CHGB Antibody) at dilution of 1:200 (under 10x lens)

Ig Type

Rabbit IgG

Applications

ELISA, WB, IHC, IF



Dilutions

Recommended Dilution:

WB: 1:200-1:1000

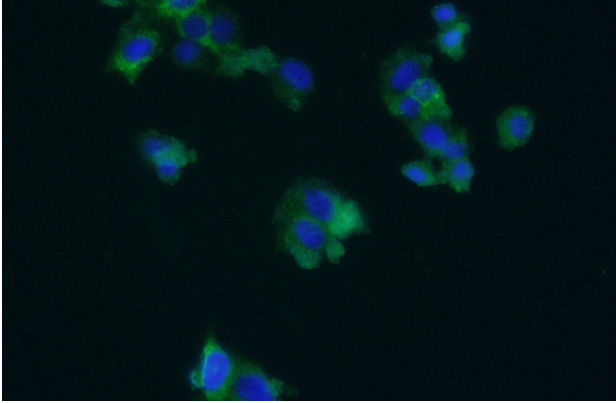
Immunohistochemistry of paraffin-embedded

Chromogranin B antibody



Catalog Number: 109289

human pancreas tissue slide using Catalog No:109289(CHGB Antibody) at dilution of 1:200 (under 40x lens)



Immunofluorescent analysis of (-20oc Ethanol) fixed PC-12 cells using Catalog No:109289(CHGB Antibody) at dilution of 1:50 and Alexa Fluor 488-conjugated AffiniPure Goat Anti-Rabbit IgG(H+L)