

CHN1 antibody

Catalog Number: 109238

Product name

CHN1 antibody

Specificity

Human, Mouse, Rat; other species not tested.

Antibody description

CHN1 Rabbit Polyclonal antibody. Positive WB detected in Jurkat cells, HeLa cells, mouse brain tissue, SH-SY5Y cells, Y79 cells. Positive IHC detected in human gliomas tissue. Observed molecular weight by Western-blot: 45-48 kDa

Preparation

This antibody was obtained by immunization of CHN1 recombinant protein (Accession Number: NM_001822). Purification method: Antigen affinity purified.

Formulation

PBS with 0.1% sodium azide and 50% glycerol pH 7.3.

Storage

Store at -20°C. DO NOT ALIQUOT

Clonality

Polyclonal

Ig Type

Rabbit IgG

Applications

ELISA, WB, IHC


Dilutions

Recommended Dilution:

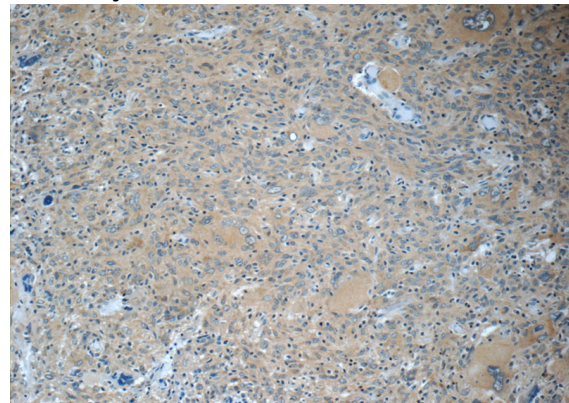
WB: 1:500-1:5000

IHC: 1:20-1:200

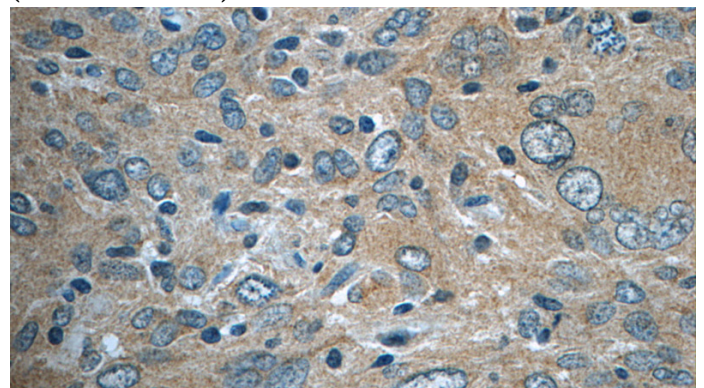
Validations



Jurkat cells were subjected to SDS PAGE followed by western blot with Catalog No:109238(CHN1 antibody) at dilution of 1:1500



Immunohistochemistry of paraffin-embedded human gliomas tissue slide using Catalog No:109238(CHN1 Antibody) at dilution of 1:50 (under 10x lens)



Immunohistochemistry of paraffin-embedded human gliomas tissue slide using Catalog No:109238(CHN1 Antibody) at dilution of 1:50

CHN1 antibody



Catalog Number: 109238

(under 40x lens)