

# CEP55 antibody

Catalog Number: 109182

## Product name

CEP55 antibody

## Immunogen

[Human CEP55 Recombinant protein \(His tag\)](#)

## Specificity

Human, Mouse, Rat; other species not tested.

## Antibody description

CEP55 Rabbit Polyclonal antibody. Positive WB detected in human testis tissue, mouse testis tissue, rat testis tissue. Positive IP detected in mouse testis tissue. Positive IHC detected in human testis tissue. Observed molecular weight by Western-blot: 47-55 kDa

## Preparation

This antibody was obtained by immunization of CEP55 recombinant protein (Accession Number: NM\_018131). Purification method: Antigen Affinity purified.

## Formulation

PBS with 0.02% sodium azide and 50% glycerol pH 7.3.

## Storage

Store at -20°C. DO NOT ALIQUOT

## Clonality

Polyclonal

## Ig Type

Rabbit IgG

## Applications

ELISA, WB, IHC, IP

## Dilutions


Recommended Dilution:

WB: 1:500-1:5000

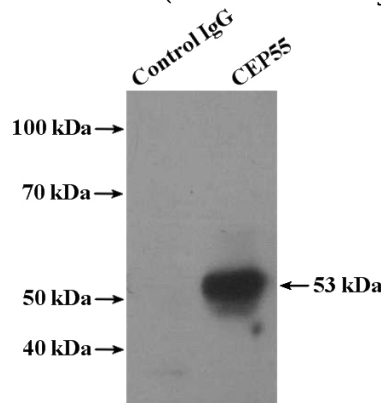
IP: 1:200-1:2000

IHC: 1:20-1:200

## Validations



human testis tissue were subjected to SDS PAGE followed by western blot with Catalog No:109182(CEP55 Antibody) at dilution of 1:1000

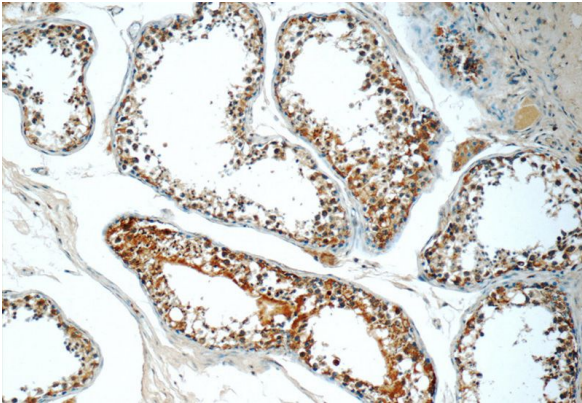


IP Result of anti-CEP55 (IP:Catalog No:109182, 4ug; Detection:Catalog No:109182 1:500) with mouse testis tissue lysate 4000ug.

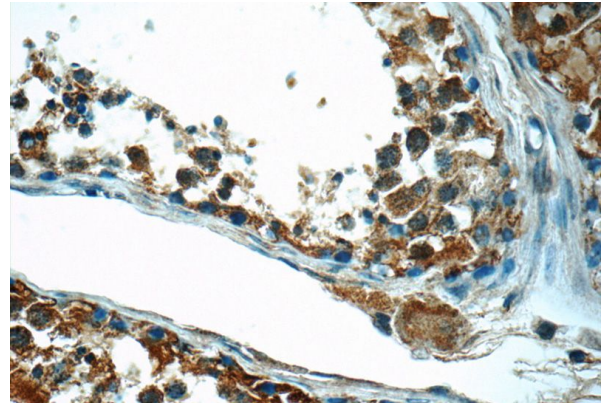
# CEP55 antibody

Catalog Number: 109182

---



Immunohistochemistry of paraffin-embedded human testis tissue slide using Catalog No:109182(CEP55 Antibody) at dilution of 1:50 (under 10x lens)



Immunohistochemistry of paraffin-embedded human testis tissue slide using Catalog No:109182(CEP55 Antibody) at dilution of 1:50 (under 40x lens)