

# CD79A antibody



Catalog Number: 109138

## Product name

CD79A antibody

## Specificity

Human; other species not tested.

## Antibody description

CD79A Rabbit Polyclonal antibody. Positive WB detected in Raji cells. Positive IHC detected in human tonsillitis tissue. Observed molecular weight by Western-blot: 42 kDa

## Preparation

This antibody was obtained by immunization of CD79A recombinant protein (Accession Number: NM\_001783). Purification method: Antigen Affinity purified.

## Formulation

PBS with 0.02% sodium azide and 50% glycerol pH 7.3.

## Storage

Store at -20°C. DO NOT ALIQUOT

## Clonality

Polyclonal

## Ig Type

Rabbit IgG

## Applications

ELISA, WB, IHC


## Dilutions

Recommended Dilution:

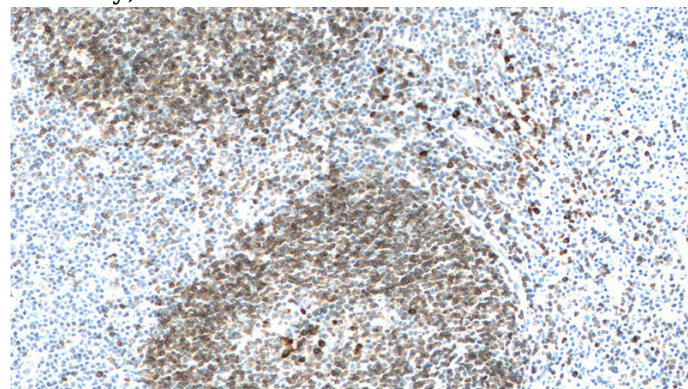
WB: 1:500-1:5000

IHC: 1:20-1:200

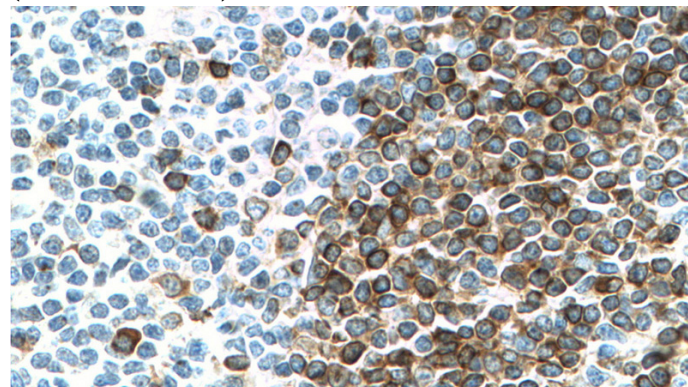
## Validations



Raji cells were subjected to SDS PAGE followed by western blot with Catalog No:109138(CD79A antibody) at dilution of 1:1000



Immunohistochemistry of paraffin-embedded human tonsillitis tissue slide using Catalog No:109138(CD79A Antibody) at dilution of 1:200 (under 10x lens)



Immunohistochemistry of paraffin-embedded human tonsillitis tissue slide using Catalog No:109138(CD79A Antibody) at dilution of 1:200 (under 40x lens)