

CD43 antibody

Catalog Number: 109123

Product name

CD43 antibody

Specificity

Human, Mouse; other species not tested.

Antibody description

CD43 Rabbit Polyclonal antibody. Positive IHC detected in human lymphoma tissue. Positive WB detected in K-562 cells, Jurkat cells. Observed molecular weight by Western-blot: 60-66 kDa

Preparation

This antibody was obtained by immunization of CD43 recombinant protein (Accession Number: NM_001030288). Purification method: Antigen affinity purified.

Formulation

PBS with 0.02% sodium azide and 50% glycerol pH 7.3.

Storage

Store at -20°C. DO NOT ALIQUOT

Clonality

Polyclonal

Ig Type

Rabbit IgG

Applications

ELISA, WB, IHC


Dilutions

Recommended Dilution:

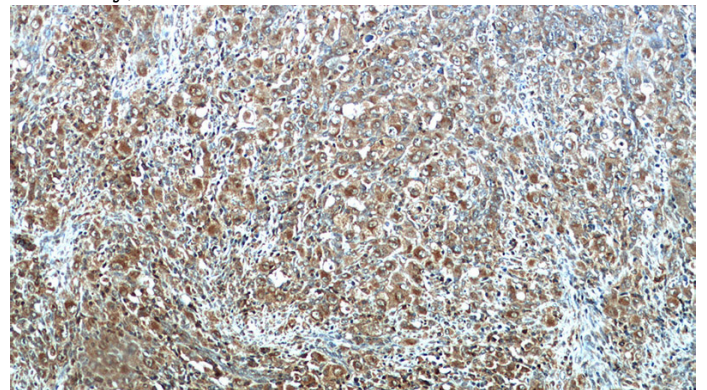
WB: 1:500-1:5000

IHC: 1:20-1:200

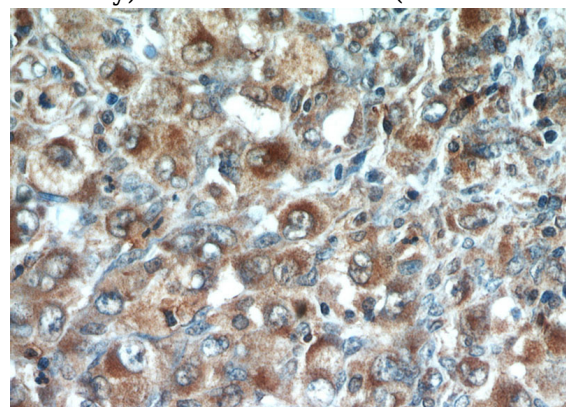
Validations



K-562 cells were subjected to SDS PAGE followed by western blot with Catalog No:109123(SPN antibody) at dilution of 1:500



Immunohistochemical of paraffin-embedded human lymphoma using Catalog No:109123(SPN antibody) at dilution of 1:50 (under 10x lens)



Immunohistochemical of paraffin-embedded human lymphoma using Catalog No:109123(SPN antibody) at dilution of 1:50 (under 40x lens)