

CD41/Integrin alpha 2b antibody



Catalog Number: 109121

Product name

CD41/Integrin alpha 2b antibody

Immunogen

[Human CD41/Integrin alpha 2b Recombinant protein \(GST tag\)](#)

Specificity

Human; other species not tested.

Antibody description

CD41/Integrin alpha 2b Rabbit Polyclonal antibody. Positive WB detected in human blood tissue. Positive IP detected in human plasma tissue. Positive IHC detected in human spleen tissue. Observed molecular weight by Western-blot: 125 kDa

Preparation

This antibody was obtained by immunization of CD41/Integrin alpha 2b recombinant protein (Accession Number: NM_000419). Purification method: Antigen affinity purified.

Formulation

PBS with 0.1% sodium azide and 50% glycerol pH 7.3.

Storage

Store at -20°C. DO NOT ALIQUOT

Clonality

Polyclonal

Ig Type

Rabbit IgG

Applications

ELISA, IHC, IP, WB

Dilutions


Recommended Dilution:

WB: 1:1000-1:10000

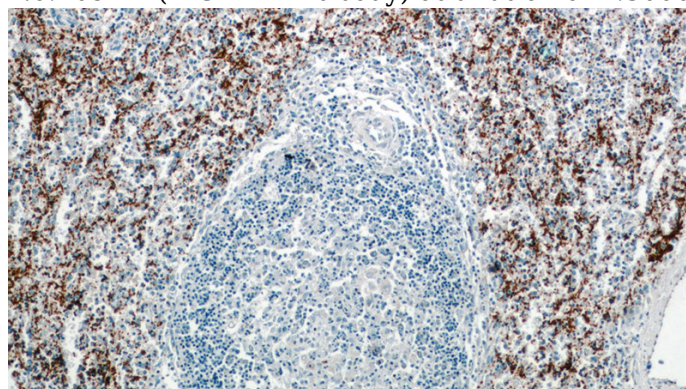
IP: 1:1000-1:10000

IHC: 1:20-1:200

Validations



human blood tissue were subjected to SDS PAGE followed by western blot with Catalog No:109121(ITGA2B Antibody) at dilution of 1:3000

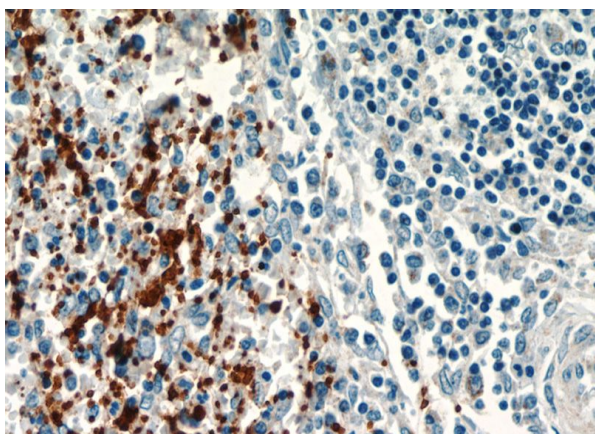


Immunohistochemistry of paraffin-embedded human spleen slide using Catalog No:109121(ITGA2B Antibody) at dilution of 1:50

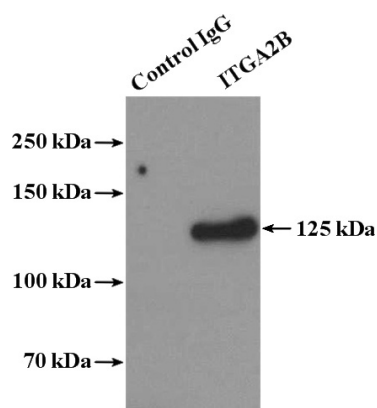
CD41/Integrin alpha 2b antibody



Catalog Number: 109121



Immunohistochemistry of paraffin-embedded human spleen slide using Catalog No:109121(ITGA2B Antibody) at dilution of 1:50



IP Result of anti-CD41/Integrin alpha 2b (IP:Catalog No:109121, 4ug; Detection:Catalog No:109121 1:2000) with human plasma tissue lysate 4000ug.