

# CCT4 antibody

Catalog Number: 109083

## Product name

CCT4 antibody

## Specificity

human, mouse, rat; other species not tested.

## Antibody description

CCT4 Rabbit Polyclonal antibody. Positive WB detected in HeLa cells, mouse heart tissue. Positive IHC detected in human liver cancer. Observed molecular weight by Western-blot: 58-60kd

## Preparation

This antibody was obtained by immunization of CCT4 recombinant protein (Accession Number: NM\_006430). Purification method: Antigen affinity purified.

## Formulation

PBS with 0.02% sodium azide and 50% glycerol pH 7.3.

## Storage

Store at -20°C. DO NOT ALIQUOT

## Clonality

Polyclonal

## Ig Type

Rabbit IgG

## Applications

ELISA, WB, IHC


## Dilutions

Recommended Dilution:

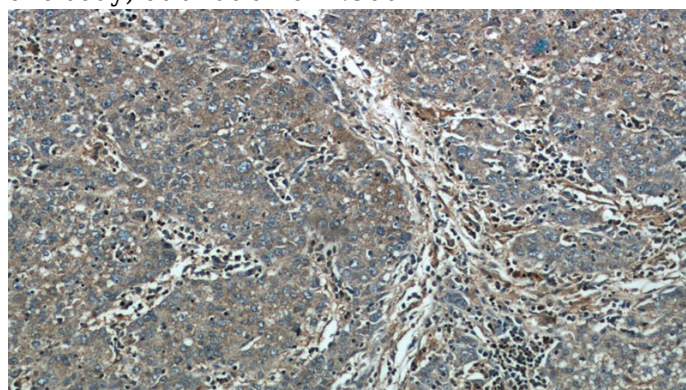
WB: 1:200-1:2000

IHC: 1:20-1:200

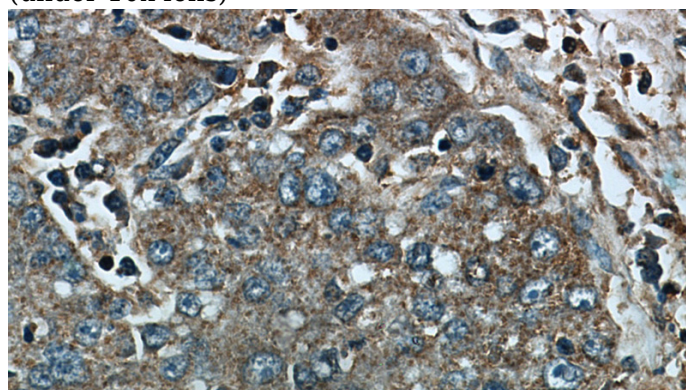
## Validations



HeLa cells were subjected to SDS PAGE followed by western blot with Catalog No:109083(CCT4 antibody) at dilution of 1:500



Immunohistochemical of paraffin-embedded human liver cancer using Catalog No:109083(CCT4 antibody) at dilution of 1:50 (under 10x lens)



Immunohistochemical of paraffin-embedded human liver cancer using Catalog No:109083(CCT4 antibody) at dilution of 1:50

# CCT4 antibody



Catalog Number: 109083

---

(under 40x lens)