

CCNY antibody



Catalog Number: 109071

Product name

CCNY antibody

IP: 1:200-1:2000

IF: 1:10-1:100

Specificity

Human, Mouse, Rat; other species not tested.

Antibody description

CCNY Rabbit Polyclonal antibody. Positive IF detected in HepG2 cells. Positive WB detected in K-562 cells, A549 cells. Positive IP detected in K-562 cells. Observed molecular weight by Western-blot: 33-39 kDa

Preparation

This antibody was obtained by immunization of CCNY recombinant protein (Accession Number: XM_011519358). Purification method: Antigen affinity purified.

Formulation

PBS with 0.02% sodium azide and 50% glycerol pH 7.3.

Storage

Store at -20°C. DO NOT ALIQUOT

Clonality

Polyclonal

Ig Type

Rabbit IgG

Applications


ELISA, WB, IF, IP

Dilutions

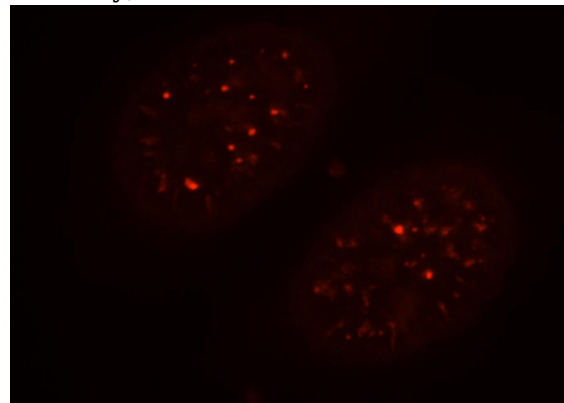
Recommended Dilution:

WB: 1:500-1:5000


Validations



K-562 cells were subjected to SDS PAGE followed by western blot with Catalog No:109071(CCNY antibody) at dilution of 1:600



Immunofluorescent analysis of HepG2 cells, using CCNY antibody Catalog No:109071 at 1:25 dilution and Rhodamine-labeled goat anti-rabbit



IgG (red).

IP Result of anti-CCNY (IP:Catalog No:109071,

CCNY antibody



Catalog Number: 109071

3ug; Detection:Catalog No:109071 1:600) with K-562 cells lysate 2400ug.