

CD154 antibody

Catalog Number: 109057

Product name

CD154 antibody

Specificity

Human, Mouse; other species not tested.

Antibody description

CD154 Rabbit Polyclonal antibody. Positive IF detected in HeLa cells. Positive IHC detected in human spleen tissue, human heart tissue, human kidney tissue, human liver tissue, human lung tissue, human ovary tissue, human testis tissue. Positive IP detected in Jurkat cells. Positive WB detected in mouse small intestine tissue, HeLa cells, Jurkat cells. Observed molecular weight by Western-blot: 29-32 kDa

Preparation

This antibody was obtained by immunization of CD154 recombinant protein (Accession Number: NM_000074). Purification method: Antigen affinity purified.

Formulation

PBS with 0.02% sodium azide and 50% glycerol pH 7.3.

Storage

Store at -20°C. DO NOT ALIQUOT

Clonality

Polyclonal

Ig Type

Rabbit IgG

Applications

ELISA, WB, IHC, IP, IF

Dilutions

Recommended Dilution:


WB: 1:500-1:5000

IP: 1:500-1:5000

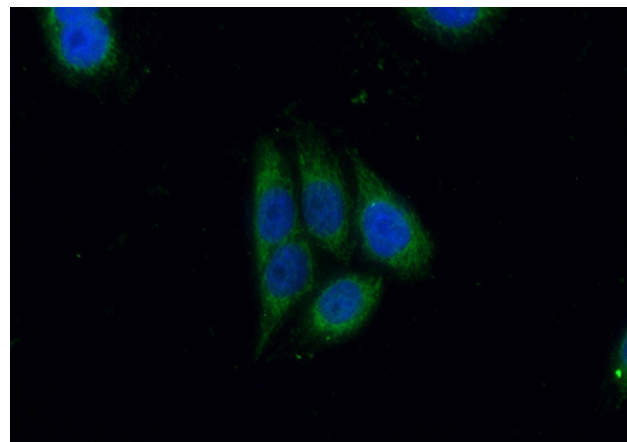
IHC: 1:20-1:200

IF: 1:50-1:500

Validations



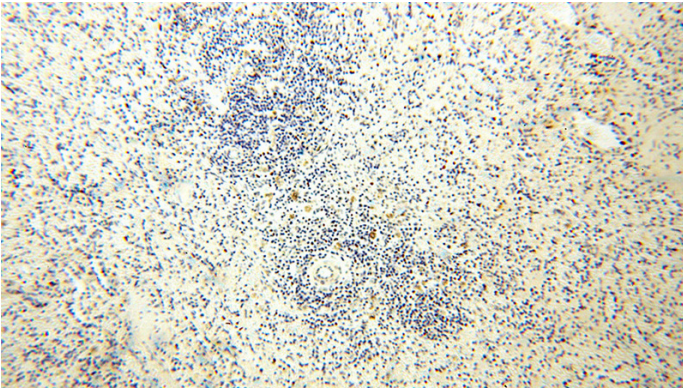
mouse small intestine tissue were subjected to SDS PAGE followed by western blot with Catalog No:109057(CD40LG antibody) at dilution of 1:1000



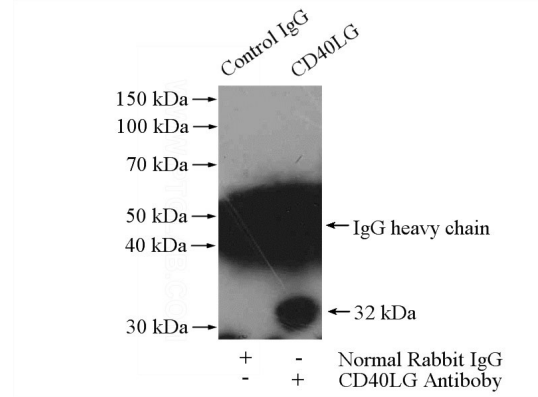
Immunofluorescent analysis of (10% Formaldehyde) fixed HeLa cells using Catalog No:109057(CD40L; CD154 Antibody) at dilution of 1:50 and Alexa Fluor 488-conjugated AffiniPure Goat Anti-Rabbit IgG(H+L)

CD154 antibody

Catalog Number: 109057



Immunohistochemical of paraffin-embedded human spleen using Catalog No:109057(CD40LG antibody) at dilution of 1:100 (under 40x lens)



IP Result of anti-CD40L; CD154 (IP:Catalog No:109057, 4ug; Detection:Catalog No:109057 1:1000) with Jurkat cells lysate 3200ug.

Immunohistochemical of paraffin-embedded human spleen using Catalog No:109057(CD40LG antibody) at dilution of 1:100 (under 10x lens)

