

CD38 antibody

Catalog Number: 109033

Product name

CD38 antibody

Specificity

Human; other species not tested.

Antibody description

CD38 Rabbit Polyclonal antibody. Positive WB detected in HL-60 cells, Raji cells. Positive FC detected in HL-60 cells. Positive IHC detected in human tonsillitis tissue. Observed molecular weight by Western-blot: 42 kDa

Preparation

This antibody was obtained by immunization of CD38 recombinant protein (Accession Number: NM_001775). Purification method: Antigen affinity purified.

Formulation

PBS with 0.1% sodium azide and 50% glycerol pH 7.3.

Storage

Store at -20°C. DO NOT ALIQUOT

Clonality

Polyclonal

Ig Type

Rabbit IgG

Applications

ELISA, WB, IHC, FC

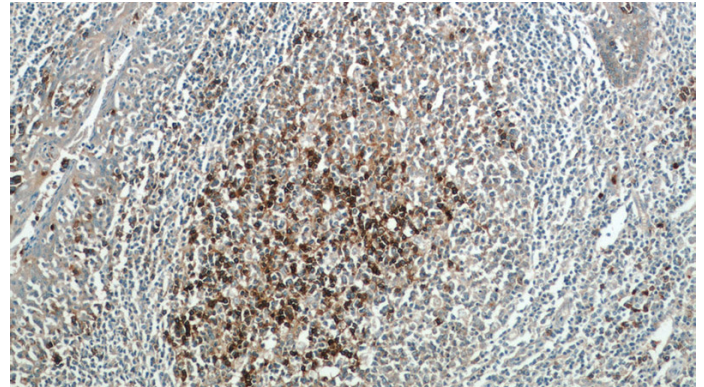
Dilutions

Recommended Dilution:

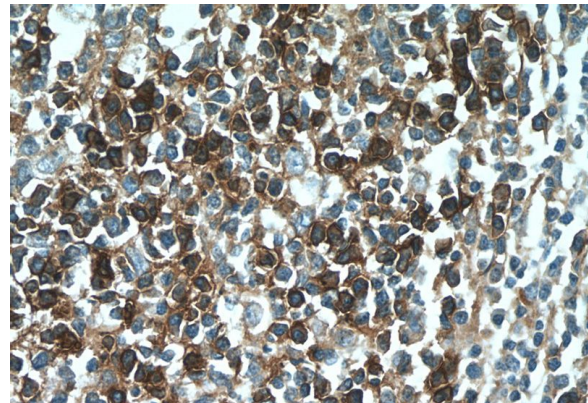
WB: 1:500-1:5000

IHC: 1:20-1:200

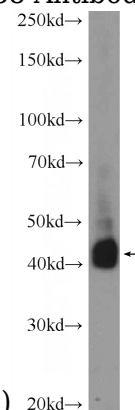
Validations



Immunohistochemistry of paraffin-embedded human tonsillitis tissue slide using Catalog No:109033(CD38 Antibody) at dilution of 1:50 (under 10x lens)



Immunohistochemistry of paraffin-embedded human tonsillitis tissue slide using Catalog No:109033(CD38 Antibody) at dilution of 1:50

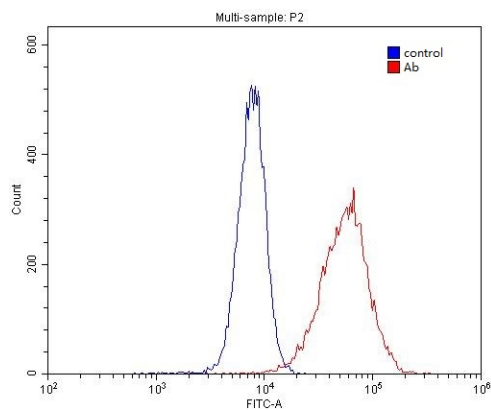


(under 40x lens)

HL-60 cells were subjected to SDS PAGE followed by western blot with Catalog No:109033(CD38 Antibody) at dilution of 1:1000

CD38 antibody

Catalog Number: 109033



1X10⁶ HL-60 cells were stained with 0.2ug CD38 antibody (Catalog No:109033, red) and control antibody (blue). Fixed with 4% PFA blocked with 3% BSA (30 min). Alexa Fluor 488-conjugated AffiniPure Goat Anti-Rabbit IgG(H+L) with dilution 1:1500.