

CD276 antibody

Catalog Number: 109017

Product name

CD276 antibody

Specificity

Human, Mouse, Rat; other species not tested.

Antibody description

CD276 Rabbit Polyclonal antibody. Positive FC detected in RAW 264.7 cells. Positive IHC detected in human medulloblastoma tissue, human testis tissue. Positive WB detected in PC-3 cells, HEK-293 cells. Observed molecular weight by Western-blot: 100kd

Preparation

This antibody was obtained by immunization of CD276 recombinant protein (Accession Number: BC062581). Purification method: Antigen affinity purified.

Formulation

PBS with 0.02% sodium azide and 50% glycerol pH 7.3.

Storage

Store at -20°C. DO NOT ALIQUOT

Clonality

Polyclonal

Ig Type

Rabbit IgG

Applications

ELISA, WB, IHC, FC


Dilutions

Recommended Dilution:

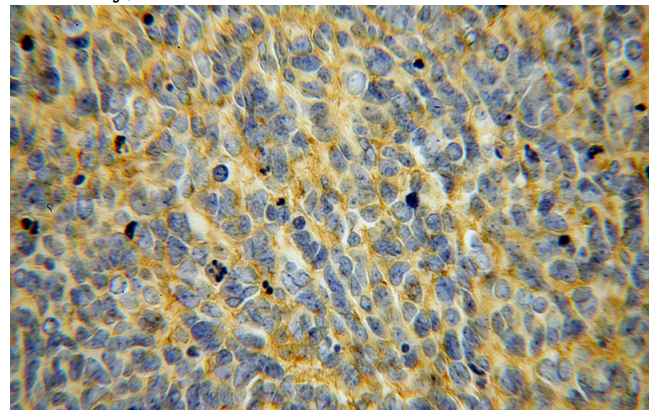
WB: 1:500-1:5000

IHC: 1:20-1:200

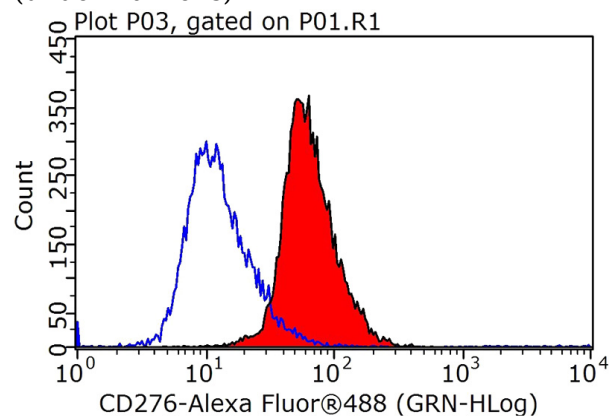
Validations



PC-3 cells were subjected to SDS PAGE followed by western blot with Catalog No:109017(CD276 antibody) at dilution of 1:500



Immunohistochemical of paraffin-embedded human medulloblastoma using Catalog No:109017(CD276 antibody) at dilution of 1:100 (under 40x lens)



1X10⁶ RAW 264.7 cells were stained with 0.2ug CD276 antibody (Catalog No:109017, red) and

CD276 antibody



Catalog Number: 109017

control antibody (blue). Fixed with 90% MeOH
blocked with 3% BSA (30 min). Alexa Fluor 488-

conjugated AffiniPure Goat Anti-Rabbit IgG(H+L)
with dilution 1:1000.