

CCDC72 antibody



Catalog Number: 108987

Product name

CCDC72 antibody

IHC: 1:20-1:200

IF: 1:20-1:200

Specificity

Human, Mouse, Rat; other species not tested.

Antibody description

CCDC72 Rabbit Polyclonal antibody. Positive WB detected in A549 cells, HEK-293 cells, MCF7 cells. Positive IHC detected in human skin tissue. Positive IF detected in A549 cells. Observed molecular weight by Western-blot: 7 kDa

Preparation

This antibody was obtained by immunization of CCDC72 recombinant protein (Accession Number: BC001102). Purification method: Antigen affinity purified.

Formulation

PBS with 0.02% sodium azide and 50% glycerol pH 7.3.

Storage

Store at -20°C. DO NOT ALIQUOT

Clonality

Polyclonal

Ig Type

Rabbit IgG

Applications


ELISA, WB, IHC, IF

Dilutions

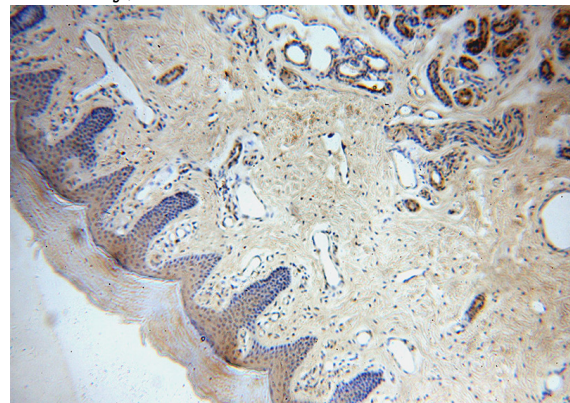
Recommended Dilution:

WB: 1:200-1:2000

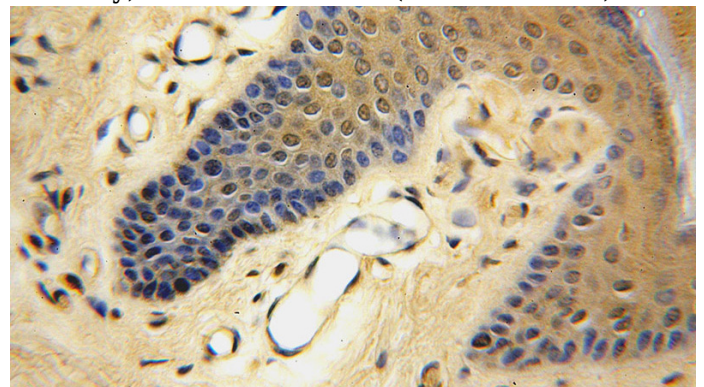
Validations



A549 cells were subjected to SDS PAGE followed by western blot with Catalog No:108987(CCDC72 antibody) at dilution of 1:500



Immunohistochemical of paraffin-embedded human skin using Catalog No:108987(CCDC72 antibody) at dilution of 1:50 (under 10x lens)



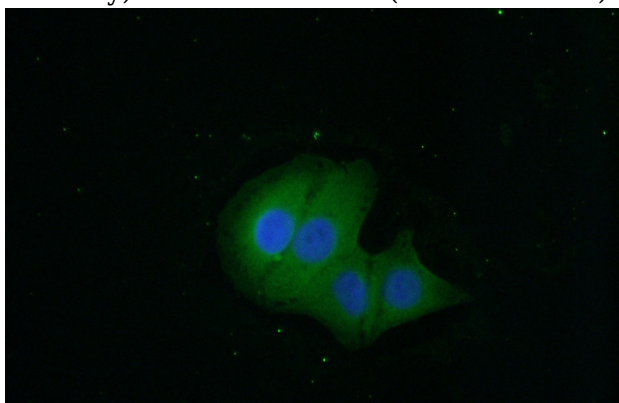
Immunohistochemical of paraffin-embedded human skin using Catalog No:108987(CCDC72 antibody) at dilution of 1:50 (under 10x lens)

CCDC72 antibody



Catalog Number: 108987

antibody) at dilution of 1:50 (under 40x lens)



Immunofluorescent analysis of (10% Formaldehyde) fixed A549 cells using Catalog No:108987(CCDC72 Antibody) at dilution of 1:50 and Alexa Fluor 488-conjugated AffiniPure Goat Anti-Rabbit IgG(H+L)