

CCDC120 antibody

Catalog Number: 108964

Product name

CCDC120 antibody

Specificity

Human, Mouse, Rat; other species not tested.

Antibody description

CCDC120 Rabbit Polyclonal antibody. Positive IHC detected in human colon tissue, human placenta tissue. Positive WB detected in Jurkat cells, mouse liver tissue. Observed molecular weight by Western-blot: 67-70kd

Preparation

This antibody was obtained by immunization of CCDC120 recombinant protein (Accession Number: NM_001271835). Purification method: Antigen affinity purified.

Formulation

PBS with 0.02% sodium azide and 50% glycerol pH 7.3.

Storage

Store at -20°C. DO NOT ALIQUOT

Clonality

Polyclonal

Ig Type

Rabbit IgG

Applications

ELISA, WB, IHC


Dilutions

Recommended Dilution:

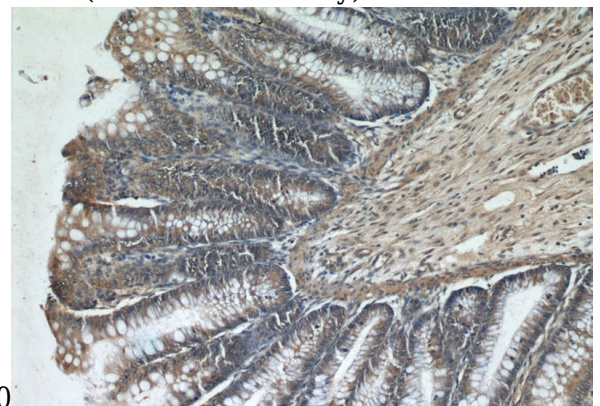
WB: 1:200-1:2000

IHC: 1:20-1:200

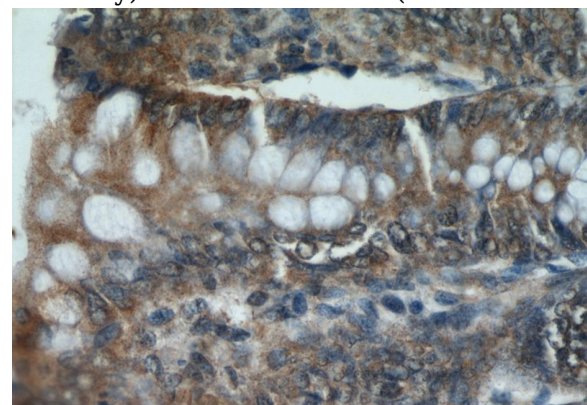
Validations



Jurkat cells were subjected to SDS PAGE followed by western blot with Catalog No:108964(CCDC120 antibody) at dilution of



1:500 Immunohistochemical of paraffin-embedded human colon using Catalog No:108964(CCDC120 antibody) at dilution of 1:50 (under 10x lens)



1:500 Immunohistochemical of paraffin-embedded human colon using Catalog No:108964(CCDC120 antibody) at dilution of 1:50 (under 40x lens)