

# Calretinin antibody



Catalog Number: 108909

## Product name

Calretinin antibody

## Immunogen

[Human Calretinin Recombinant protein \(GST tag\)](#)

## Specificity

Human, Mouse, Rat; other species not tested.

## Antibody description

Calretinin Rabbit Polyclonal antibody. Positive WB detected in fetal human brain tissue, human brain tissue, human colon tissue, human ileum tissue, mouse colon tissue, rat brain tissue. Positive IHC detected in human brain tissue, human appendix tissue, human cerebellum tissue, human colon cancer tissue, human ovary tumor tissue, human testis tissue. Observed molecular weight by Western-blot: 29 kDa

## Preparation

This antibody was obtained by immunization of Calretinin recombinant protein (Accession Number: NM\_001740). Purification method: Antigen affinity purified.

## Formulation

PBS with 0.1% sodium azide and 50% glycerol pH 7.3.

## Storage

Store at -20°C. DO NOT ALIQUOT

## Clonality

Polyclonal

## Ig Type

Rabbit IgG

## Applications

ELISA, WB, IHC

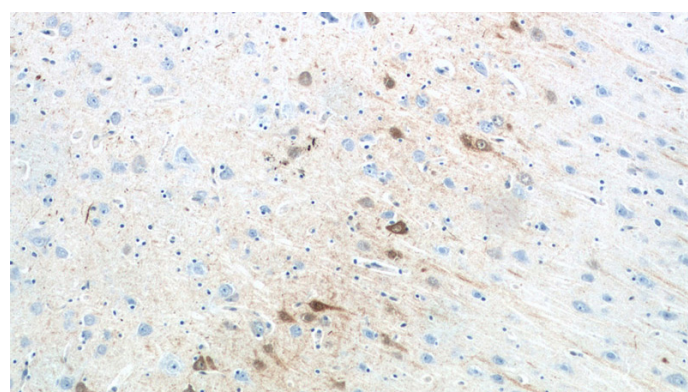
## Dilutions

Recommended Dilution:

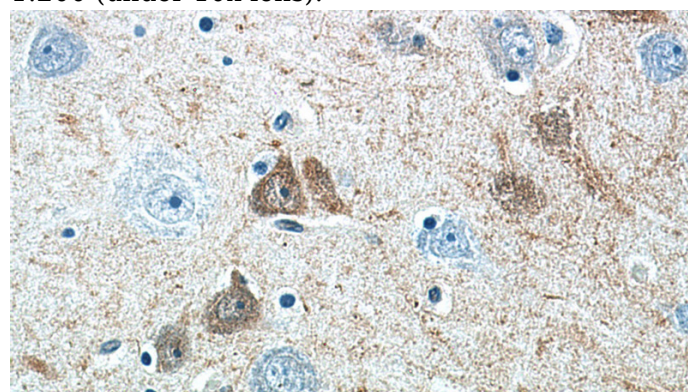
WB: 1:1000-1:10000

IHC: 1:50-1:500

## Validations



Immunohistochemistry of paraffin-embedded human brain tissue slide using Catalog No:108909 (Calretinin Antibody) at dilution of 1:200 (under 10x lens).




Immunohistochemistry of paraffin-embedded human brain tissue slide using Catalog No:108909 (Calretinin Antibody) at dilution of

# Calretinin antibody



Catalog Number: 108909

---



fetal human brain tissue were subjected to SDS PAGE followed by western blot with Catalog No:108909(Calretinin Antibody) at dilution of 1:2000

1:200 (under 40x lens).