

CALR3 antibody



Catalog Number: 108907

Product name

CALR3 antibody

Specificity

Human, Mouse, Rat; other species not tested.

Antibody description

CALR3 Rabbit Polyclonal antibody. Positive IHC detected in human testis tissue, human brain tissue, human liver tissue. Positive WB detected in mouse testis tissue. Observed molecular weight by Western-blot: 45 kDa

Preparation

This antibody was obtained by immunization of CALR3 recombinant protein (Accession Number: NM_145046). Purification method: Antigen affinity purified.

Formulation

PBS with 0.02% sodium azide and 50% glycerol pH 7.3.

Storage

Store at -20°C. DO NOT ALIQUOT

Clonality

Polyclonal

Ig Type

Rabbit IgG

Applications

ELISA, WB, IHC


Dilutions

Recommended Dilution:

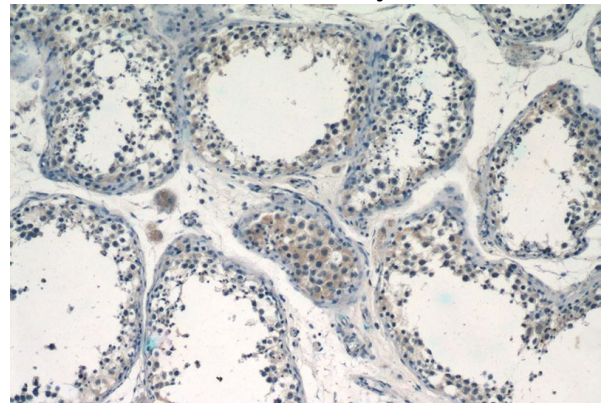
WB: 1:200-1:1000

IHC: 1:20-1:200

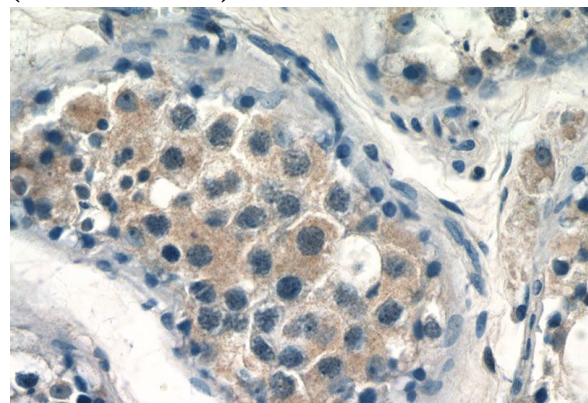
Validations



mouse testis tissue were subjected to SDS PAGE followed by western blot with Catalog No:108907(CALR3 Antibody) at dilution of 1:300



Immunohistochemistry of paraffin-embedded human testis tissue slide using Catalog No:108907(CALR3 Antibody) at dilution of 1:50 (under 10x lens)



Immunohistochemistry of paraffin-embedded human testis tissue slide using Catalog

CALR3 antibody



Catalog Number: 108907

No:108907(CALR3 Antibody) at dilution of 1:50 (under 40x lens)