

CARS antibody

Catalog Number: 108863

Product name

CARS antibody

IHC: 1:20-1:200

IF: 1:10-1:100

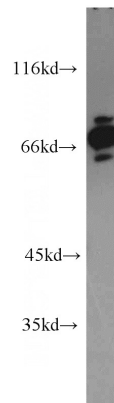
Specificity

Human; other species not tested.

Validations

Antibody description

CARS Rabbit Polyclonal antibody. Positive IF detected in MCF-7 cells. Positive IHC detected in human lung cancer tissue. Positive WB detected in HeLa cells, A549 cells. Observed molecular weight by Western-blot: 70-85 kDa



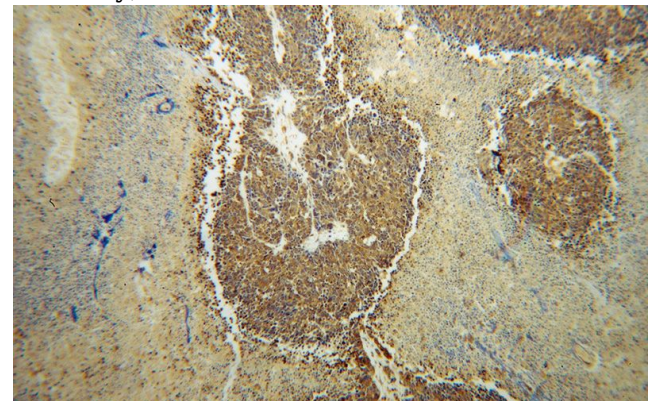
Preparation

This antibody was obtained by immunization of CARS recombinant protein (Accession Number: NM_001751). Purification method: Antigen affinity purified.

HeLa cells were subjected to SDS PAGE followed by western blot with Catalog No:108863(CARS antibody) at dilution of 1:1500

Formulation

PBS with 0.02% sodium azide and 50% glycerol pH 7.3.



Storage

Store at -20°C. DO NOT ALIQUOT

Clonality

Polyclonal

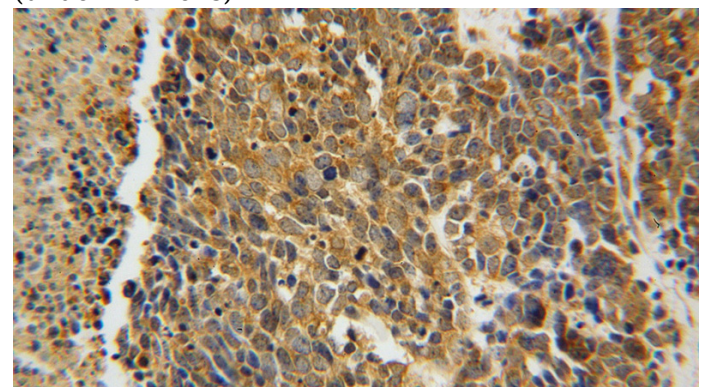
Immunohistochemical of paraffin-embedded human lung cancer using Catalog No:108863(CARS antibody) at dilution of 1:100 (under 10x lens)

Ig Type

Rabbit IgG

Applications

ELISA, WB, IHC, IF



Dilutions

Recommended Dilution:

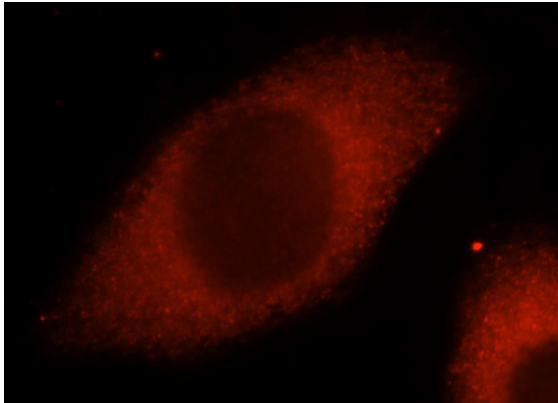
WB: 1:500-1:5000

Immunohistochemical of paraffin-embedded

CARS antibody

Catalog Number: 108863

human lung cancer using Catalog
No:108863(CARS antibody) at dilution of 1:100
(under 40x lens)



Immunofluorescent analysis of MCF-7 cells, using
CARS antibody Catalog No:108863 at 1:25
dilution and Rhodamine-labeled goat anti-rabbit
IgG (red).