

Cardiac Troponin T antibody



Catalog Number: 108860

Product name

Cardiac Troponin T antibody

IHC: 1:20-1:200

IF: 1:10-1:100

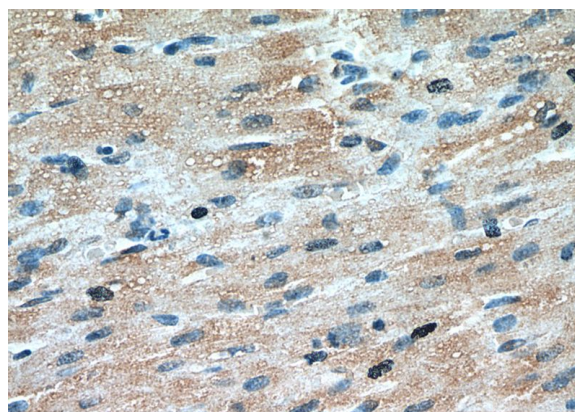
Specificity

Human, Mouse, Rat; other species not tested.

Validations

Antibody description

Cardiac Troponin T Rabbit Polyclonal antibody. Positive WB detected in mouse heart tissue, human heart tissue, rat heart tissue. Positive IF detected in HepG2 cells. Positive IHC detected in human heart tissue. Observed molecular weight by Western-blot: 34-40 kDa



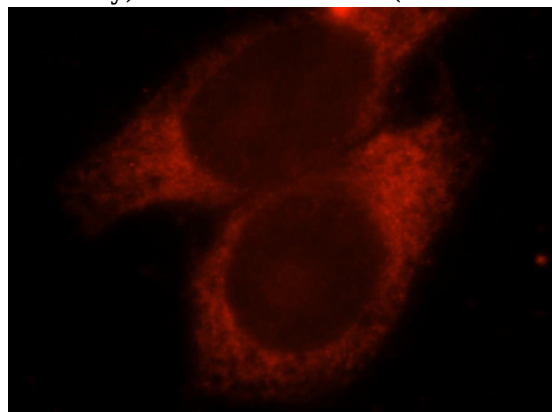
Preparation

This antibody was obtained by immunization of Cardiac Troponin T recombinant protein (Accession Number: NM_001406726). Purification method: Antigen affinity purified.

Immunohistochemical of paraffin-embedded human heart using Catalog No:108860(TNNT2 antibody) at dilution of 1:50 (under 40x lens)

Formulation

PBS with 0.02% sodium azide and 50% glycerol pH 7.3.



Storage

Store at -20°C. DO NOT ALIQUOT

Clonality

Polyclonal

Immunofluorescent analysis of HepG2 cells, using TNNT2 antibody Catalog No:108860 at 1:25 dilution and Rhodamine-labeled goat anti-rabbit

Ig Type

Rabbit IgG


Applications

ELISA, IF, IHC, WB

Dilutions

Recommended Dilution:

WB: 1:500-1:5000



mouse heart tissue were subjected to SDS PAGE

Cardiac Troponin T antibody



Catalog Number: 108860

followed by western blot with Catalog

No:108860(cTnT Antibody) at dilution of 1:1000