

# Cardiac Troponin I antibody



Catalog Number: 108859

## Product name

Cardiac Troponin I antibody

WB: 1:1000-1:10000

IP: 1:200-1:2000

## Specificity

Human, Mouse, Rat; other species not tested.

IHC: 1:20-1:200

## Antibody description

Cardiac Troponin I Rabbit Polyclonal antibody. Positive IHC detected in human heart tissue, human skeletal muscle tissue. Positive WB detected in rat heart tissue, mouse heart tissue. Positive IP detected in mouse heart tissue. Observed molecular weight by Western-blot: 24-26 kDa

## Preparation

This antibody was obtained by immunization of Cardiac Troponin I recombinant protein (Accession Number: NM\_000363). Purification method: Antigen affinity purified.

## Formulation

PBS with 0.1% sodium azide and 50% glycerol pH 7.3.

## Storage

Store at -20°C. DO NOT ALIQUOT

## Clonality

Polyclonal

## Ig Type

Rabbit IgG

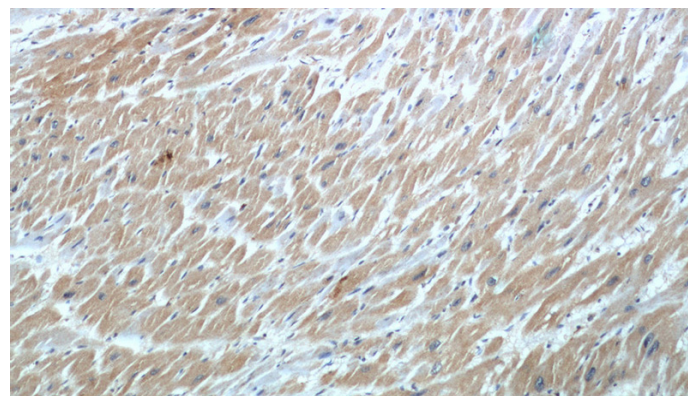
## Applications

ELISA, IHC, IP, WB

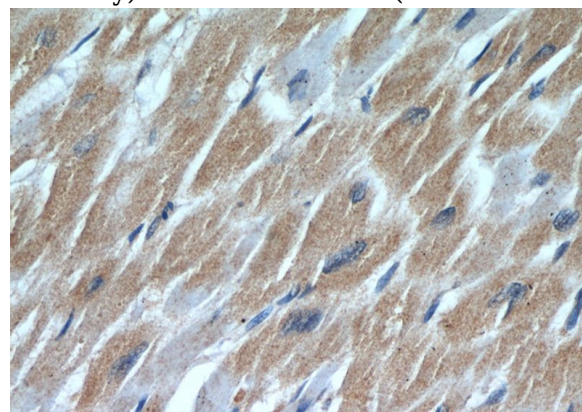
## Dilutions

Recommended Dilution:


## Validations



Immunohistochemical of paraffin-embedded human heart using Catalog No:108859(TNNI3 antibody) at dilution of 1:50 (under 10x lens)



Immunohistochemical of paraffin-embedded human heart using Catalog No:108859(TNNI3 antibody) at dilution of 1:50 (under 40x lens)



# Cardiac Troponin I antibody



Catalog Number: 108859

rat heart tissue were subjected to SDS PAGE followed by western blot with Catalog No:108859(TNNI3 Antibody) at dilution of 1:3000

IP Result of anti-TNNI3 (IP:Catalog No:108859, 3ug; Detection:Catalog No:108859 1:700) with mouse heart tissue lysate 4000ug.

