

# C9orf98 antibody



Catalog Number: 108807

## Product name

C9orf98 antibody

## Specificity

Human; other species not tested.

## Antibody description

C9orf98 Rabbit Polyclonal antibody. Positive IHC detected in human testis tissue. Positive WB detected in Transfected HEK-293 cells. Observed molecular weight by Western-blot: 55 kDa

## Preparation

This antibody was obtained by immunization of C9orf98 recombinant protein (Accession Number: NM\_152572). Purification method: Antigen affinity purified.

## Formulation

PBS with 0.1% sodium azide and 50% glycerol pH 7.3.

## Storage

Store at -20°C. DO NOT ALIQUOT

## Clonality

Polyclonal

## Ig Type

Rabbit IgG

## Applications

ELISA, WB, IHC

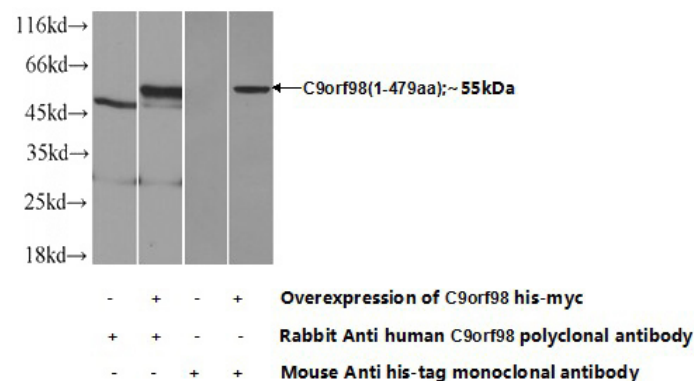
## Dilutions

Recommended Dilution:

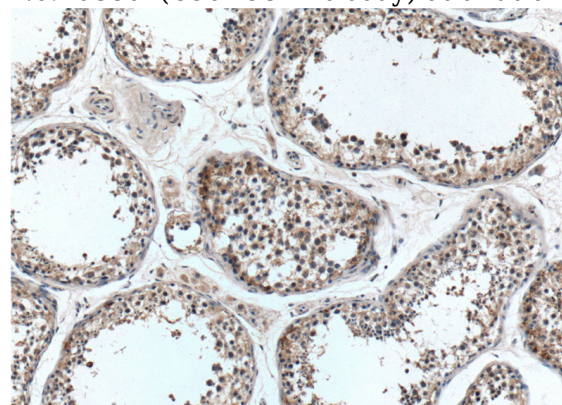
WB: 1:200-1:2000

IHC: 1:20-1:200

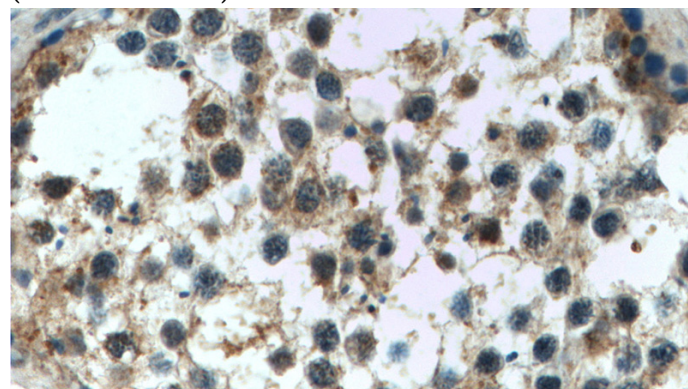
## Validations



Transfected HEK-293 cells were subjected to SDS PAGE followed by western blot with Catalog No:108807(C9orf98 Antibody) at dilution of 1:700



Immunohistochemistry of paraffin-embedded human testis tissue slide using Catalog No:108807(C9orf98 Antibody) at dilution of 1:50 (under 10x lens)



Immunohistochemistry of paraffin-embedded human testis tissue slide using Catalog No:108807(C9orf98 Antibody) at dilution of 1:50 (under 40x lens)