

Cadherin-17 antibody



Catalog Number: 108774

Product name

Cadherin-17 antibody

Specificity

Human, Mouse; other species not tested.

Antibody description

Cadherin-17 Rabbit Polyclonal antibody. Positive IHC detected in human colon tissue, human stomach cancer tissue. Positive WB detected in mouse small intestine tissue, mouse colon tissue. Observed molecular weight by Western-blot: 100-125 kDa

Preparation

This antibody was obtained by immunization of Cadherin-17 recombinant protein (Accession Number: NM_004063). Purification method: Antigen affinity purified.

Formulation

PBS with 0.1% sodium azide and 50% glycerol pH 7.3.

Storage

Store at -20°C. DO NOT ALIQUOT

Clonality

Polyclonal

Ig Type

Rabbit IgG

Applications

ELISA, IHC, WB


Dilutions

Recommended Dilution:

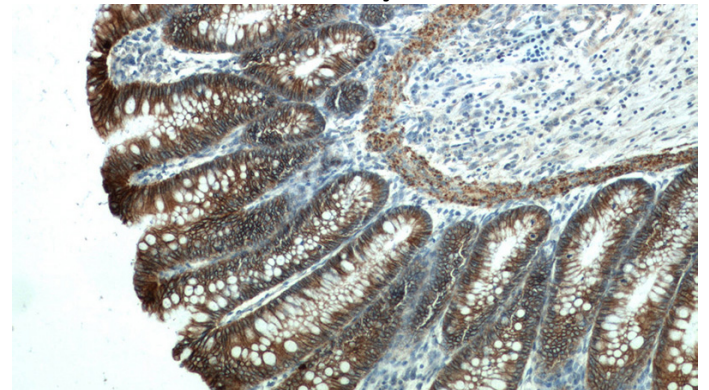
WB: 1:1000-1:10000

IHC: 1:20-1:200

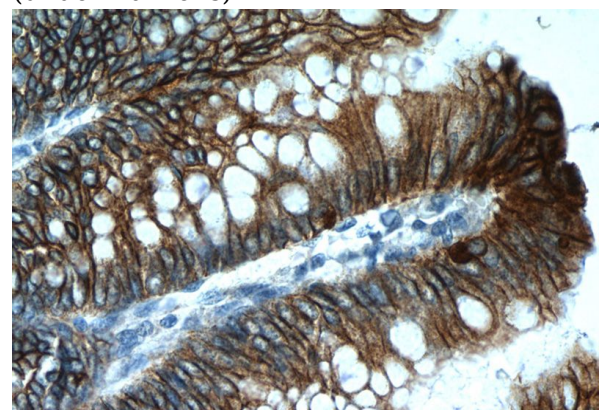
Validations



mouse small intestine tissue were subjected to SDS PAGE followed by western blot with Catalog No:108774(CDH17 Antibody) at dilution of 1:2000



Immunohistochemistry of paraffin-embedded human colon tissue slide using Catalog No:108774(CDH17 Antibody) at dilution of 1:200 (under 10x lens)



Immunohistochemistry of paraffin-embedded human colon tissue slide using Catalog No:108774(CDH17 Antibody) at dilution of 1:200

Cadherin-17 antibody



Catalog Number: 108774

(under 40x lens)