

CA7 antibody



Catalog Number: 108751

Product name

CA7 antibody

IHC: 1:20-1:200


Specificity

Human, Mouse, Rat; other species not tested.

Antibody description

CA7 Rabbit Polyclonal antibody. Positive IHC detected in human kidney tissue, human stomach tissue. Positive WB detected in human kidney tissue. Observed molecular weight by Western-blot: 30kd

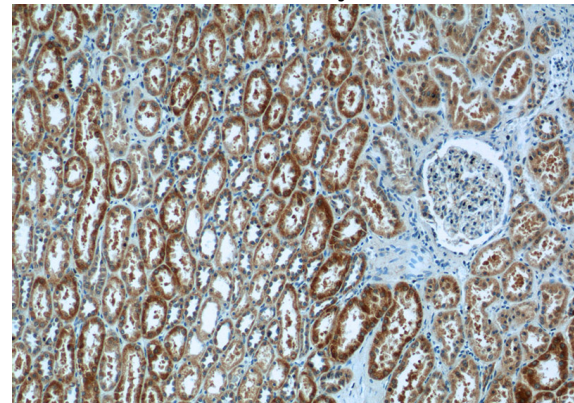
Validations



Preparation

This antibody was obtained by immunization of CA7 recombinant protein (Accession Number: NM_005182). Purification method: Antigen affinity purified.

human kidney tissue were subjected to SDS PAGE followed by western blot with Catalog No:108751(CA7 antibody) at dilution of 1:400



Formulation

PBS with 0.02% sodium azide and 50% glycerol pH 7.3.

Storage

Store at -20°C. DO NOT ALIQUOT

Clonality

Polyclonal

Ig Type

Rabbit IgG

Applications

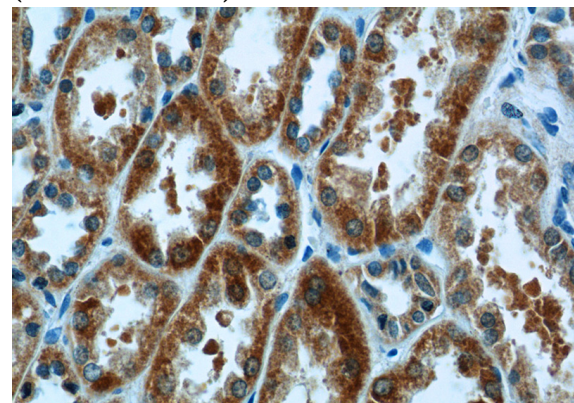
ELISA, WB, IHC

Dilutions

Recommended Dilution:

WB: 1:200-1:2000

Immunohistochemistry of paraffin-embedded human kidney tissue slide using Catalog No:108751(CA7 Antibody) at dilution of 1:50 (under 10x lens)



Immunohistochemistry of paraffin-embedded human kidney tissue slide using Catalog

CA7 antibody



Catalog Number: 108751

No:108751(CA7 Antibody) at dilution of 1:50 (under 40x lens)