

CA11 antibody

Catalog Number: 108743

Product name

CA11 antibody

IHC: 1:20-1:200


Specificity

Human, Mouse, Rat; other species not tested.

Validations

Antibody description

CA11 Rabbit Polyclonal antibody. Positive IHC detected in human brain tissue, human lung tissue, human ovary tissue, human placenta tissue, human spleen tissue, human testis tissue. Positive WB detected in human kidney tissue. Observed molecular weight by Western-blot: 36 kDa, 45 kDa



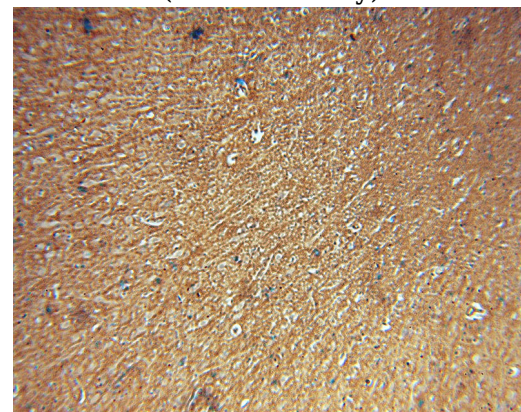
Preparation

This antibody was obtained by immunization of CA11 recombinant protein (Accession Number: NM_001217). Purification method: Antigen affinity purified.

human kidney tissue were subjected to SDS PAGE followed by western blot with Catalog No:108743(CA11 antibody) at dilution of 1:400

Formulation

PBS with 0.02% sodium azide and 50% glycerol pH 7.3.



Storage

Store at -20°C. DO NOT ALIQUOT

Clonality

Polyclonal

Ig Type

Rabbit IgG

Applications

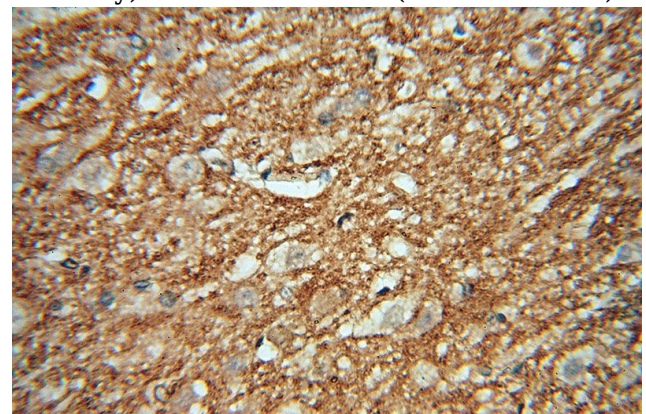
ELISA, WB, IHC

Dilutions

Recommended Dilution:

WB: 1:200-1:2000

Immunohistochemical of paraffin-embedded human brain using Catalog No:108743(CA11 antibody) at dilution of 1:50 (under 10x lens)



Immunohistochemical of paraffin-embedded human brain using Catalog No:108743(CA11 antibody) at dilution of 1:50 (under 40x lens)