

C4orf49 antibody

Catalog Number: 108732

Product name

C4orf49 antibody

IHC: 1:20-1:200


Specificity

Human; other species not tested.

Validations

Antibody description

C4orf49 Rabbit Polyclonal antibody. Positive IHC detected in human ovary tissue, human testis tissue. Positive WB detected in SKOV-3 cells, A2780 cells. Observed molecular weight by Western-blot: 33-36 kDa



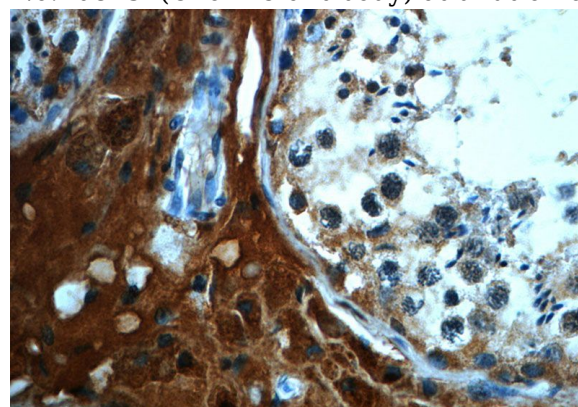
Preparation

This antibody was obtained by immunization of C4orf49 recombinant protein (Accession Number: NM_032623). Purification method: Antigen affinity purified.

SKOV-3 cells were subjected to SDS PAGE followed by western blot with Catalog No:108732(C4orf49 antibody) at dilution of 1:1000

Formulation

PBS with 0.02% sodium azide and 50% glycerol pH 7.3.



Storage

Store at -20°C. DO NOT ALIQUOT

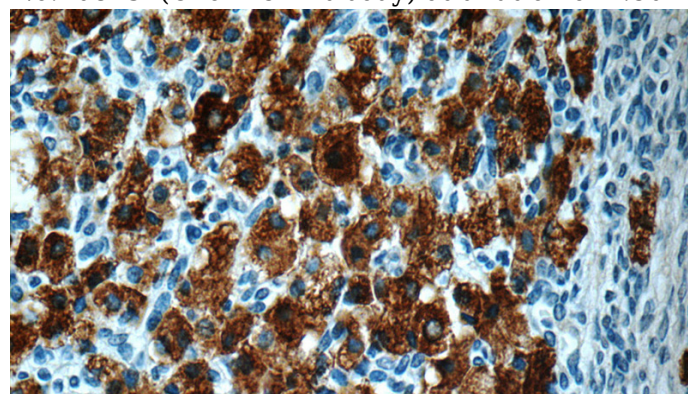
Clonality

Polyclonal

Immunohistochemistry of paraffin-embedded human testis slide using Catalog No:108732(C4orf49 Antibody) at dilution of 1:50

Ig Type

Rabbit IgG



Applications

ELISA, IHC, WB

Dilutions

Recommended Dilution:

WB: 1:500-1:5000

Immunohistochemistry of paraffin-embedded human ovary slide using Catalog No:108732(C4orf49 Antibody) at dilution of 1:50