

C2orf67 antibody

Catalog Number: 108717

Product name

C2orf67 antibody

IHC: 1:20-1:200

IF: 1:20-1:200

Specificity

Human, Mouse; other species not tested.

Antibody description

C2orf67 Rabbit Polyclonal antibody. Positive IF detected in A549 cells. Positive IHC detected in human testis tissue, human kidney tissue. Positive WB detected in PC-3 cells, A549 cells, mouse testis tissue. Observed molecular weight by Western-blot: 112,80

Preparation

This antibody was obtained by immunization of C2orf67 recombinant protein (Accession Number: NM_001307976). Purification method: Antigen Affinity purified.

Formulation

PBS with 0.02% sodium azide and 50% glycerol pH 7.3.

Storage

Store at -20°C. DO NOT ALIQUOT

Clonality

Polyclonal

Ig Type

Rabbit IgG

Applications


ELISA, WB, IHC, IF

Dilutions

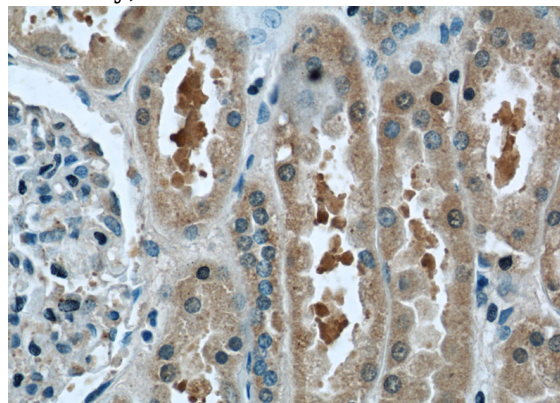
Recommended Dilution:

WB: 1:500-1:5000

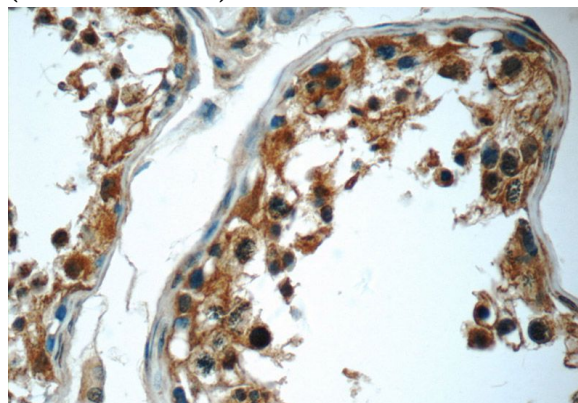
Validations



PC-3 cells were subjected to SDS PAGE followed by western blot with Catalog No:108717(C2orf67 Antibody) at dilution of 1:1000



Immunohistochemistry of paraffin-embedded human kidney tissue slide using Catalog No:108717(C2orf67 Antibody) at dilution of 1:50 (under 40x lens)

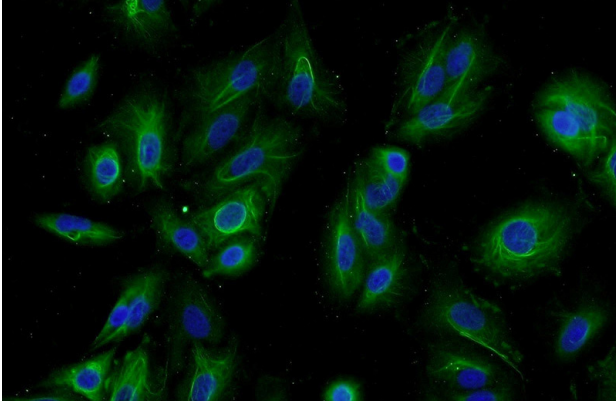


Immunohistochemistry of paraffin-embedded

C2orf67 antibody

Catalog Number: 108717

human testis tissue slide using Catalog No:108717(C2orf67 Antibody) at dilution of 1:50 (under 40x lens)



Immunofluorescent analysis of A549 cells using Catalog No:108717(C2orf67 Antibody) at dilution of 1:50 and Alexa Fluor 488-conjugated AffiniPure Goat Anti-Rabbit IgG(H+L)