

C19orf43 antibody



Catalog Number: 108622

Product name

C19orf43 antibody

Specificity

human, mouse, rat; other species not tested.

Antibody description

C19orf43 Rabbit Polyclonal antibody. Positive WB detected in A431 cells, HEK-293 cells. Positive IHC detected in human heart. Observed molecular weight by Western-blot: 28kd

Preparation

This antibody was obtained by immunization of C19orf43 recombinant protein (Accession Number: NM_024038). Purification method: Antigen affinity purified.

Formulation

PBS with 0.02% sodium azide and 50% glycerol pH 7.3.

Storage

Store at -20°C. DO NOT ALIQUOT

Clonality

Polyclonal

Ig Type

Rabbit IgG

Applications

ELISA, WB, IHC


Dilutions

Recommended Dilution:

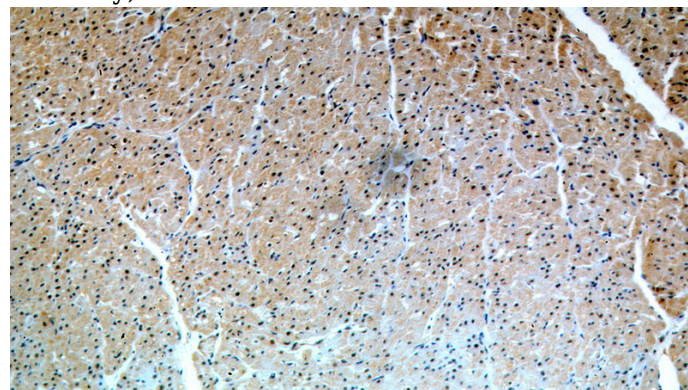
WB: 1:200-1:2000

IHC: 1:20-1:200

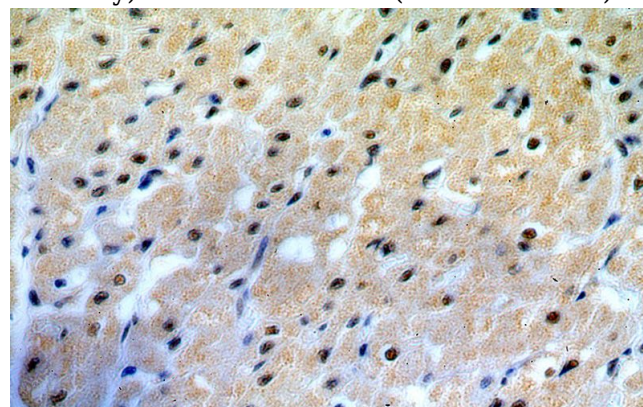
Validations



A431 cells were subjected to SDS PAGE followed by western blot with Catalog No:108622(C19orf43 antibody) at dilution of 1:300



Immunohistochemical of paraffin-embedded human heart using Catalog No:108622(C19orf43 antibody) at dilution of 1:50 (under 10x lens)



Immunohistochemical of paraffin-embedded human heart using Catalog No:108622(C19orf43 antibody) at dilution of 1:50 (under 40x lens)