

BRN2-Specific antibody

Catalog Number: 108595

Product name

BRN2-Specific antibody

Specificity

Human, Mouse, Rat; other species not tested.

Antibody description

BRN2-Specific Rabbit Polyclonal antibody. Positive WB detected in HeLa cells, A375 cells, HEK-293 cells. Positive IHC detected in human brain tissue. Observed molecular weight by Western-blot: 47kd

Preparation

This antibody was obtained by immunization of Peptide (Accession Number: NM_005604). Purification method: Antigen affinity purified.

Formulation

PBS with 0.02% sodium azide and 50% glycerol pH 7.3.

Storage

Store at -20°C. DO NOT ALIQUOT

Clonality

Polyclonal

Ig Type

Rabbit IgG

Applications

ELISA, WB, IHC


Dilutions

Recommended Dilution:

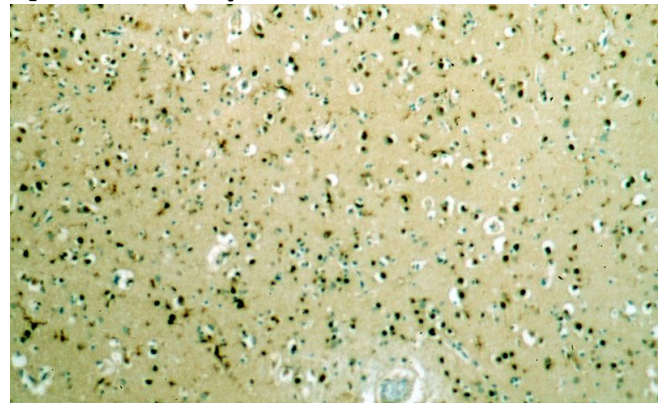
WB: 1:200-1:2000

IHC: 1:20-1:200

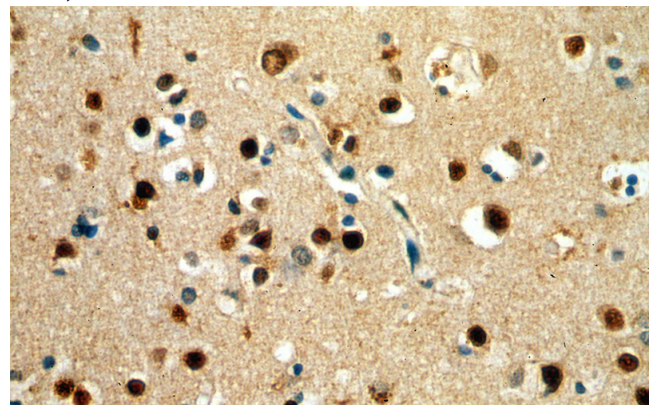
Validations



HeLa cells were subjected to SDS PAGE followed by western blot with Catalog No:117242(POU3F2-Specific antibody) at dilution of 1:600



Immunohistochemical of paraffin-embedded human brain using Catalog No:117242(POU3F2-Specific antibody) at dilution of 1:100 (under 10x lens)



Immunohistochemical of paraffin-embedded human brain using Catalog No:117242(POU3F2-Specific antibody) at dilution of 1:100 (under 40x lens)