

BRN2 antibody

Catalog Number: 108594

Product name

BRN2 antibody

WB: 1:500-1:5000

IHC: 1:20-1:200

Specificity

Human, Mouse, Rat; other species not tested.

Antibody description

BRN2 Rabbit Polyclonal antibody. Positive IHC detected in human gliomas tissue, human ovary tissue, human placenta tissue, human skin tissue, human spleen tissue. Positive WB detected in Jurkat cells. Observed molecular weight by Western-blot: 47kd

Preparation

This antibody was obtained by immunization of BRN2 recombinant protein (Accession Number: NM_005604). Purification method: Antigen affinity purified.

Formulation

PBS with 0.02% sodium azide and 50% glycerol pH 7.3.

Storage

Store at -20°C. DO NOT ALIQUOT

Clonality

Polyclonal

Ig Type

Rabbit IgG


Applications

ELISA, IHC, WB

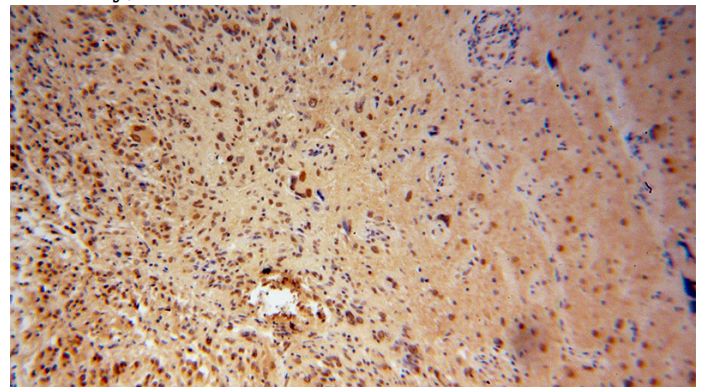
Dilutions

Recommended Dilution:

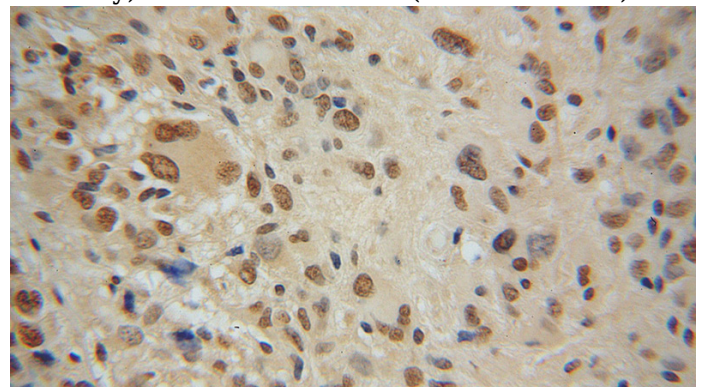
Validations



Jurkat cells were subjected to SDS PAGE followed by western blot with Catalog No:117241(POU3F2 antibody) at dilution of 1:1200



Immunohistochemical of paraffin-embedded human gliomas using Catalog No:117241(POU3F2 antibody) at dilution of 1:100 (under 10x lens)



Immunohistochemical of paraffin-embedded human gliomas using Catalog No:117241(POU3F2 antibody) at dilution of 1:100 (under 40x lens)